



Virginia Soybean Performance Tests 2022

Authored by David Holshouser, Professor and Extension Soybean Agronomist, Billy Taylor, Research Specialist, and Ronald Daughtrey, Ag Technician, Tidewater Agricultura Research and Extension Center.


Introduction

The purpose of this publication is to provide performance data of the many soybean varieties offered for sale in Virginia. These data should be of benefit to producers and agribusinesses in making selections of varieties for their use. It is realized that not all varieties that are offered for sale in Virginia are included in these tests. There is no implication that varieties not included are inferior in any way, but only that they have not been tested.

Virginia experienced variable weather between sites in 2022. Full-season yields were good, and in some cases very good. Orange (Northern Piedmont) and Suffolk (Southern Coastal Plain) received adequate rain all season and yields were good for all maturities. Similarly, yields were good at Warsaw (Northern Coastal Plain), but the environment favored later-maturing varieties. Dry weather persisted at Blackstone (Southern Piedmont) most of the year, but early August rainfall along with good management brought those yields to very respectable levels. Still, dry conditions during late-August through September resulted in smaller seed and lower yield, especially for the later-maturing varieties. The crop suffered on the Eastern Shore due to dry conditions much of the season; a heavy cover crop contributed to that by pulling out soil moisture early in the spring. Later rains, which favored maturity group 5 varieties, brought some relief, but yields were still low. Shattering (pre-harvest and during combining) was greater than in the past and may have affected the final yields at several sites. We did take pre-harvest shattering ratings in Blackstone and there were a few differences between varieties.

Only at Orange and Suffolk were double-crop yields equal or greater than average. Soybean was planted late at Blackstone and Warsaw due to dry soils (we waited on a rain to insure emergence). At Blackstone, final stands were poor (many plants died after emergence) and the remaining soybean never

grew over 9-12 inches in height; therefore, that site was not harvested.



Materials & Methods

Soybean varieties were entered by commercial seed companies, universities, crop improvement associations, and Virginia soybean farmers. Performance tests were conducted under full-season (May-planted) and/or double-crop (planted June to early-July) systems in the Northern Piedmont (Orange), Southern Piedmont (Blackstone), Northern Coastal Plain (Warsaw), Southern Coastal Plain (Suffolk), and Eastern Shore (Painter) regions of Virginia. All tests were no-till planted with an Almaco Seed Pro 6-row planter, except Warsaw that was planted in 30-inch rows. Recommended cultural practices were used and data were collected from a uniform set of instructions. Details of cultural practices used and soil types are listed on Tables on pages 3 and 4. Fertilizer was applied according to Virginia Tech soil test recommendations. Seed treatments were used on most seed, the chemical composition varying with company. Seeding rates were the equivalent to 140,000 seed per acre in full-season tests and 220,000 seed per acre in double-crop tests. All tests were maintained weed free with preemergence and/or postemergence herbicides and hand weeding. Insecticides were applied if insect pests approached economic thresholds. Fungicides were applied if disease was present and conditions were favorable for further disease progress. Tests were harvested as

near to the date of first harvest maturity as work schedules and weather would permit. Plots were end-trimmed to prevent alley effects. The interior four rows of all plots were harvested with a Wintersteiger Delta small-plot combine equipped with weigh scales, moisture meter, and on-board computer at 4 of 5 sites. At Warsaw, the middle 2 rows were harvested with a Zurn 150. A small seed sample was collected from each plot to evaluate seed characteristics. Data were collected using the following methods:

Maturity was measured at the date when 95% of the pods turned brown (R8) at Suffolk and Warsaw.

Lodging was visually estimated using a 1 to 5 scale according to the following criteria:

1.0 = almost all plants erect

2.0 = either all plants leaning slightly, or a few plants down

3.0 = either all plants leaning moderately (45° angle), or 25 to 50% down

4.0 = either all plants leaning considerably or 50 to 80% down

5.0 = all plants down

Plant Height was determined at maturity (R8) by measuring and averaging 3 to 5 randomly chosen plants. Height was measured from the ground to the uppermost main-stem node of the plant at maturity.

Purple Seed Stain (PSS) is the percentage of seed from a 100-seed sample that are affected with that disease.

Seed Quality ratings may represent Phomopsis seed decay and other seed disease. The following scale was used: 1.0 = very good; 2.0 = good; 3.0 = fair; 4.0 = poor; 5.0 = very poor.

Seed Size was obtained from the weight of a 100-seed sample then converted to number of seeds per pound.

Yield was measured as pounds per plot, adjusted to 13% moisture, and then converted to bushels per acre. A bushel weight of 60 pounds was used to determine yield.

Experimental design was a randomized complete block design with three replications per site. Due to the number of entries, it was necessary to separate the varieties by maturity in all locations. To facilitate field operations and to allow for more accurate comparison, maturity group IV and V varieties were separated into early (RM 4.0-4.6; 5.0-5.4) and late (RM 4.7-4.9; 5.5-5.9) relative maturity tests. Data were subjected to analysis of variance and means were separated with Fisher's Protected LSD test ($p = 0.10$).

Interpreting the Results

Tables 1a-1i contain full-season or double-crop yield summaries with 2- and/or 3-year averages where data is available. Past analysis of test data indicated that variety selection should be made from multiple years and sites. More sites result in information that is more reliable and a better indicator of how a variety will perform in the future. Not all varieties are tested in full-season and double-crop systems. Therefore, one should not use averages across full-season and double-crop systems to compare varieties. Varieties in the summary tables are ranked by average yield or relative yield across sites in descending order. The remaining pages (Tables 2a – 10d) contain detailed yield and other performance data from each site. Varieties are again sorted by yield. Traits shown in these tables include lodging, height, purple seed stain, seed quality, seed size, and yield. Upon request, these tables in an Excel spreadsheet can be provided.

It is not statistically correct to compare varieties from different maturity groups. However, it is recommended that producers select two to three of the highest yielding varieties from each maturity group adapted to his region in order to spread out harvesting time and yield risks associated with timing of summer rainfall patterns. The average performance of a variety over multiple environments is more reliable than its performance in one test. Because of year-to-year variability in variety performance, data for varieties with less than six site-years are considered preliminary. After examining these results, the farmer may want to plant limited quantities of several new better performing varieties to observe how they perform on their farm and under his management conditions. Within maturity groups at each location, LSD (least significant difference) was calculated at the 10% probability level. The LSD is a statistical test to assist the reader in comparing the yield differences among varieties within a particular maturity group. When two entries are compared and the difference between them is greater than the calculated LSD value, the varieties are considered significantly different. The coefficient of variation (CV) is a relative measure of variation and is an indicator of the degree of precision associated with the test. CV values less than 15% indicates that the precision of the test was good in distinguishing differences between varieties.

Location information of Virginia soybean full-season performance tests, 2022.

Location	Blackstone	Eastern Shore	Orange	Suffolk	Warsaw
Soil Type	Cecil fine sandy loam / Madison clay loam	Bojac sandy loam	Drayke loam	Dragston fine sandy loam / Eunola loamy fine sand	Kempsville loam
Tillage System	No-till	No-till	No-till	No-till	Conv-till
Row Spacing	15"	15"	15"	15"	30"
Planting Date	5/10/22	6/1/22	5/13/21	5/19/22	5/11/22
Harvest Dates	10/12/22 11/3/22	10/28-31/22 11/18/22	10/20/22 11/9/22	10/21/22 10/27/22 11/17/22	9/23/22 10/11/22 10/19/22 10/28/22 11/9/22
Rows Planted/Harvested	6/4	6/4	6/4	6/4	4/2
Harvested Row Length	17	17	17	17	12
Herbicides (at planting)	Authority Maxx Roundup PM 1 qt Dual Mag 1.25 pt	Liberty 1 qt Dual Mag 1.25 pt Authority First 7 oz	Roundup PM 1 qt Medal EC 1.5 pt Authority First 7 oz	Roundup PM 1 qt Dual Mag 1.25 pt Authority First 7 oz	Dual Mag 1.25 pt First Rate 0.6 oz
Postemergence Herbicides & Dates	6/9/22 Broadloom 1 pt Quadfire 1% v/v	6/20/22 Intensity 16 oz Herbimax 16 oz 6/30/22 Warrant Ultra 48 oz Basagran 1 qt Dyne-Amic 1% v/v	6/16/22 Provonis 1 oz Quadfire 1% v/v	6/17/22 Warrant Ultra 48 oz Flexstar 0.5 pt Induce 1% v/v 7/7/22 Clethodim 1 pt Dyne-Amic 5 oz	6/20/22 FirstRate 0.4 oz 6/30/22 Intensity One 14 oz 7/8 22 Flexstar GT 20 oz
Insecticides & Dates	---	---	---	8/17/22 Besiege 10 oz Induce 0.25% v/v	7/4/22 Tombstone 3 oz 7/8/22 Elevest 9.6 oz
Fungicides & Dates	---	---	---	8/17/22 Quadris Top SBX 7 oz	8/31 Miravis 13.7 oz

¹Pesticide rates are in amount per acre, unless otherwise stated.

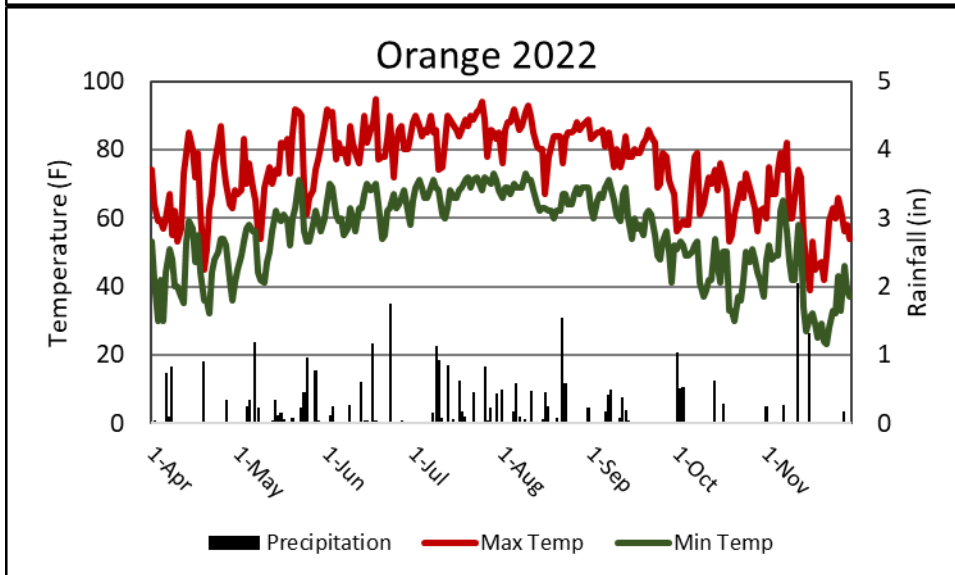
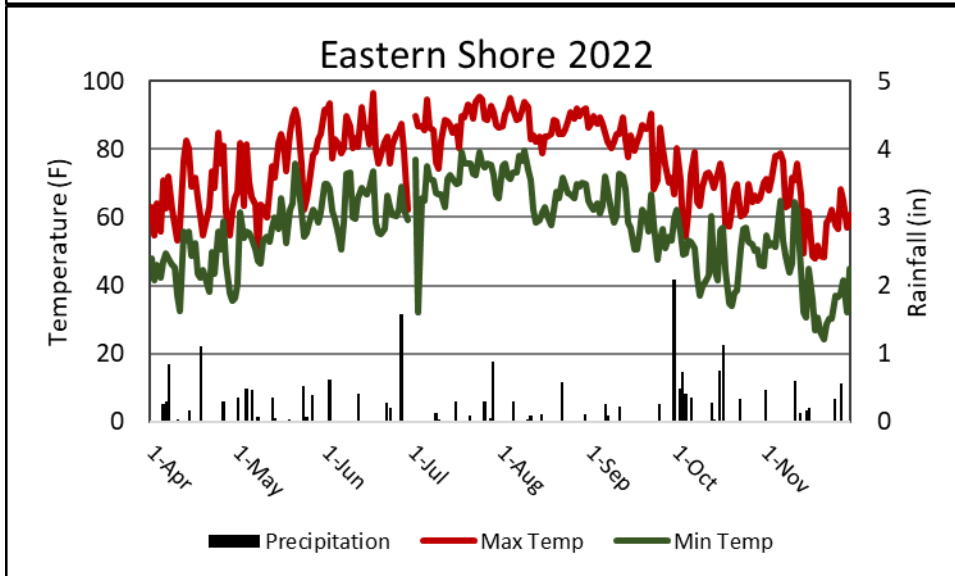
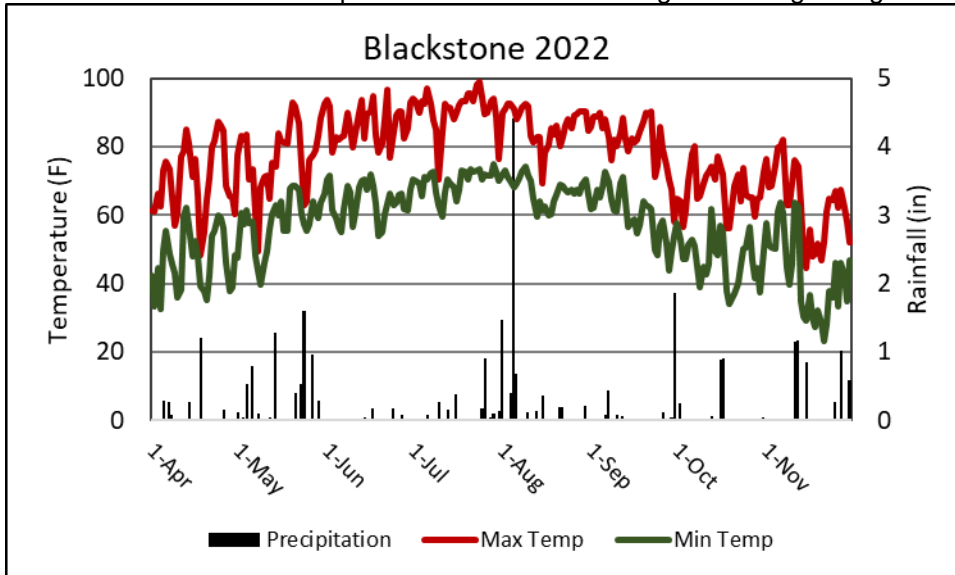
Location information of Virginia soybean double-crop performance tests, 2022.

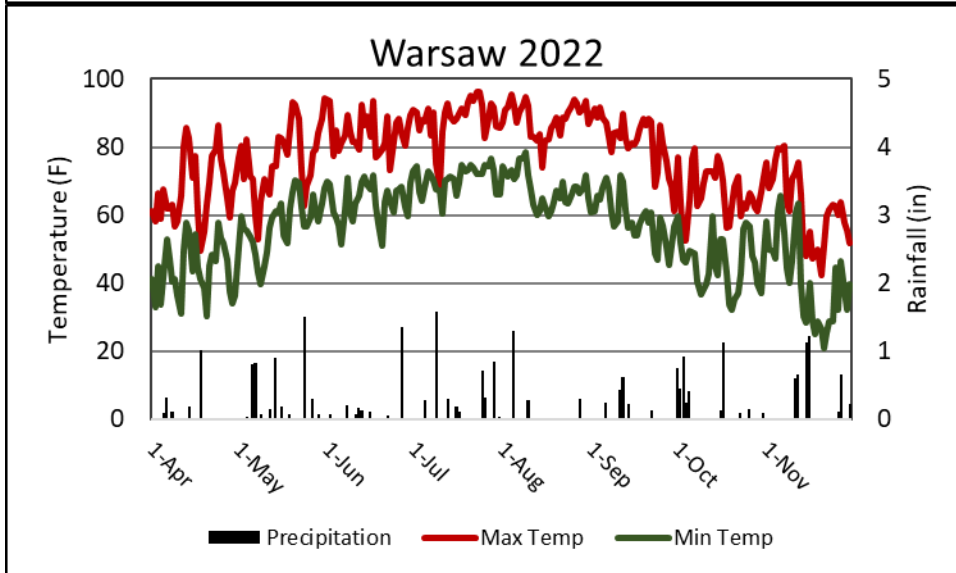
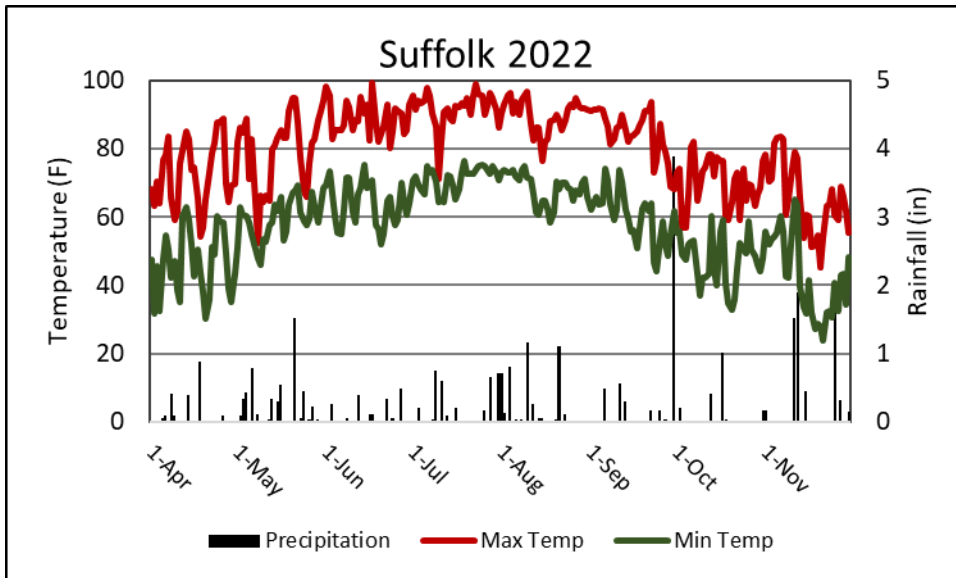
Location	Blackstone	Eastern Shore	Orange	Suffolk	Warsaw
Soil Type	Madison clay loam	Bojac sandy loam	Rapidan silt loam	Rains fine sandy loam (drained)	Kempsville loam
Tillage System	No-till	No-till	No-till	No-till	No-till
Row Spacing (in.)	15	15	15	15	30 ²
Planting Date	7/1/22	6/30/22	6/16/22	6/27/22	7/7/21
Harvest Dates	NA	11/18/22	11/21/22 11/22/22	11/29/22 12/2/22	11/18/21 ²
Rows Planted/Harvested	6/0	6/4	6/4	6/4	4/2
Harvested Row Length (ft)	NA	17	17	17	NA ²
Herbicides at planting (rate/acre) ¹	Roundup PM 22 oz Dual Mag 1.25 pt Authority First 7 oz	Interline 1 qt Roundup PM 1 qt Dual Mag 1.25 pt Authority First 7 oz	Roundup PM 24 oz Medal EC 1.5 pt Authority First 7 oz	Roundup PM 30 oz Medal 1.25 pt Authority First 7oz	6/29 Roundup PM 1 pt Dual Mag 2 qt Liberate 0.25% v/v
Postemergence Herbicides & Dates (rate/acre) ¹	8/26/22 Clethodim 1 pt Dyne-Amic 5 oz Ultra Blazer 1.5 pt Induce 1% v/v	7/18/22 Basagran 1 qt Classic 0.67 oz MSO 1% v/v 7/25/22 Intensity 16 oz Herbimax 16 oz	7/5/22 Flexstar 1.5 pt Dyne-Amic 1 qt		---
Insecticides & Dates (rate/acre) ¹	---	---	---	8/24/22 Besiege 10 oz Induce 0.25% v/v	---
Fungicides & Dates (rate/acre) ¹	---	---	---	8/24/22 Quadris Top 7 oz	---

¹Pesticide rates are in amount per acre, unless otherwise stated.

²Drill at Warsaw was broken; therefore, double-crop plots were planted with 30" planter.

Maximum and minimum temperatures and rainfall during the 2022 growing season.





Suppliers of seed for 2022 Virginia soybean performance tests.

SUPPLIER	BRAND	VARIETIES
Bayer Crop Science 14806 Harrisville Rd Mount Airy, MD 21771	Asgrow	AG41XF2, AG43XF2, AG46XF2, AG47XF3, AG48XF2, AG48XF3, AG49XF3, AG53XF2, AG54XF0, AG56XF2, AG57XF1
Corteva Agrisciences 1702 Waterford Dr NW Wilson, NC 27896	Pioneer	P46A86X, P52A05X, P41T07E
Delcarm LLC 315 Troon ct Cape Charles, VA 23310	Stine	46EB22, 46EB23, 48EB20, 50EE12, 54EE02
Dyna-Gro Seed 615 Hilliard Rome Road Columbus, OH 43228	Dyna-Gro	S39XF41, S45ES10, S45XF02, S46ES91, S46XF31S, S47XF23S, S48EN73, S48EN02, S48XF61S, S48XT90, S49EN12, S49XF43S, S51EN62, SX22751XF, S52XT91, S54XF62, S56XT99,S58XT30
GDM Seeds 2408 Phillips Dr Jonesboro, AR 72401	Donmario, Virtue	DM45F23, DM46E62, V4520S
Gromark 1701 Towanda Ave. Bloomington, IL 61701	FS HiSOY	HS 5E00, HS46F00, HS46E92, HS47E90, HS50E21, HS54E10, HS54F10,
Hubner Seed 113 Hanover St. Gettysburg, Pa 17325	Hubner	H39-31XF, H42-31XF, H48-31XF, H51-22XF, H54- 10XF
Meherrin Agricultural & Chemical Company 4136 Severn Rd Severn, NC 27877	Southern Harvest	SH4022E3, SH4622E3, SH5223E3,SH5523E3, SH5822E3
Mid-Atlantic Seeds 204 St. Charles Way 163E York, PA 17402	Mid-Atlantic Seeds	MAS3600E3/STS, MAS3884GT/LL, MAS4021E3, MAS4077GT/STS, MAS4320E3/STS, MAS4666GT , MAS4675E3/STS, MAS4721E3/STS
Perdue Agribusiness LLC 6906 Zion Church Rd Salisbury, MD 21804	Perdue	P30ILO22, P41ILO22, P41MO21, P48MO21, P60GO21
Revere Seed Company 802 Rozelle Street Memphis, TN 38104	Local Seed	4299XS, 4415XF,4526XFS, 4606XFS, 4727XFS, 4795XS, 4806XS, 4826XF, 48EB02, 4925XFS, 5029XF, 5386X, 5429E3, 5797X
Seed Consultants 648 Miami Trace Rd. Washington CH, OH 43160	Seed Consultants	SC7462E, SC7472E, SC7562E

SUPPLIER	BRAND	
SeedKoz 1725 Windward Concourse Suite 410 Alpharetta, GA 30005	MorSoy	MS4640XF, MS4852XF, MS5110E, MS5461E, MS5640XF
Syngenta 4013 Fairmount Pike Signal Mtn, TN 37377	NK	NK43-P7E3S, NK48-H3XFS, NK45V9E3
UniSouth Genetics, Inc. 3205C Hwy 46 S Dickson, TN 37055	USG	7353XFS, 7392XFS, 7429ET, 7431ET, 7451ET, 7472ETS, 7461XFS, 7461XTS, 7463XFS, 7472XFS, 7480XT, 7483XFS, 7487XTS, 7503XF, 7542ET, 7543XF, 7562XF
University of Missouri 147 St Hwy T Portageville, MO 63873	U of Missouri	S17-2066C, S18-6097C, S17-2509C, S16-14869C
Virginia Crop Improvement Association PO Box 78, Mount Holly, VA 22524	Public	S14-15138GT
Virginia Tech 220 Ag Quad Ln Blacksburg, VA 24060	Virginia Tech	V17-2379R, V18-3782R, V17-0454, V17-0460, V16- 0293, V17-2478R, V17-2933R, V18-2376, V17-2361R, V16-0157, V15-2261ST, V18-0400

Acknowledgements

The contributions of the following cooperators are gratefully acknowledged:

Participating Seed Companies and Universities

Bayer Crop Science
Corteva Agrisciences
Delcarm LLC
Dyna-Gro Seed
GDM Seeds
Gromark
Hubner Seed
Meherrin Ag Company
Mid Atlantic Seeds
Perdue Agribusiness LLC
Revere Seed Company
Seed Consultants
SeedKoz
Syngenta Seeds
UniSouth Genetics, Inc.
University of Missouri
Virginia Crop Improvement Assoc.
Virginia Tech

Soybean Check-off Boards & Associations

Virginia Soybean Board
Virginia Soybean Association

Virginia Agricultural Experiment Station

Eastern Shore Agricultural Research and Extension
Center, Painter,
Mark Reiter, Director,
Tommy Custis, Farm Manager
Eastern Virginia Agricultural Research and
Extension Center, Warsaw
Joseph Oakes, Superintendent
Mark Vaughn, Farm Manager

Tidewater Agricultural Research and Extension

Center, Suffolk
Matt Chappell, Director
Karl Jones, Farm Manager

Producers

Cam Gibson, Orange County
John Shepherd, Lunenburg County

Virginia Tech Variety Testing Staff

Ronald Daughtrey
Edy Gardner
James Pippen

Blake Linton

Virginia Cooperative Extension

All County Extension Agents for an excellent job of disseminating this information

Visit Virginia Cooperative Extension: ext.vt.edu

Virginia Cooperative Extension programs and employment are open to all, regardless of race, color, national origin, sex, religion, age, disability, political beliefs, sexual orientation, or marital or family status. An equal opportunity/affirmative action employer. Issued in furtherance of Cooperative Extension work, Virginia Polytechnic Institute and State University, Virginia State University, and the U.S. Department of Agriculture cooperating. Mark A. McCann, Interim Director, Virginia Cooperative Extension, Virginia Tech, Blacksburg; Alma C. Hobbs, Administrator, 1890 Extension Program, Virginia State, Petersburg..

2023

SPES-478NP

Table 1a. Yield summaries (bu/A) of full-season maturity group 3 entries, 2022.

Brand	Variety	Herbicide Resistance	Relative Maturity	Blackstone	E Shore	Orange	Suffolk	Warsaw	Avg.
Mid-Atlantic Seeds	MAS3600E3/STS	Enlist E3	3.6	58.6	39.1	81.7	55.7	54.9	58.0
USG	7353XFS	XtendFlex/STS	3.5	60.4	38.2	83.0	53.5	52.1	57.4
Mid-Atlantic Seeds	MAS3884GT/LL	Enlist E3	3.8	65.6	33.7	75.9	60.2	39.6	55.0
Hubner	H39-31XF	XtendFlex	3.9	55.0	38.6	73.5	52.8	53.4	54.7
Dyna-Gro	S39XF41	XtendFlex	3.9	63.8	32.2	65.9	58.1	53.0	54.6
USG	7392XFS	XtendFlex/STS	3.9	58.5	35.3	69.4	62.9	45.8	54.4
JV	3.9JV	Enlist E3	3.9	40.2	41.7	72.8	57.0	53.6	53.1
Asgrow	AG38XF1	XtendFlex	3.8	58.0	36.3	65.5	55.3	50.1	53.0
Perdue	P30IL22	Conv	3.0	40.9	37.7	61.5	43.6	53.6	47.5
LSD P=.10				9.0	5.1	10.5	8.6	4.2	
CV				10.8	9.6	10.2	10.9	5.8	
Grand Mean				57.2	37.0	72.1	55.5	50.7	54.2

Table 1b. Yield summaries (bu/A) of full-season early-maturity group 4 entries, 2022.

Variety	Brand	Herbicide Resistance	Relative Maturity	Black-stone	Eastern Shore	Orange	Suffolk	Warsaw	Avg.
MorSoy	MS4640XF	XtendFlex	4.6	76.5	33.7	74.8	74.1	66.0	65.0
USG	7461XTS	Xtend/STS	4.6	77.6	30.5	70.0	86.8	55.2	64.0
Revere	4299XS	Xtend/STS	4.2	70.5	43.4	68.4	74.6	61.4	63.7
USG	7463XF	XtendFlex/STS	4.6	71.0	31.5	77.9	87.4	49.4	63.4
USG	7461XFS	XtendFlex/STS	4.6	67.8	31.9	72.2	82.1	63.0	63.4
Revere	4606XFS	XtendFlex/STS	4.6	80.8	35.2	67.1	78.0	55.3	63.3
FS HiSOY	HS46F00	XtendFlex	4.6	72.4	37.5	64.0	79.7	62.2	63.2
NK	NK45V9E3	Enlist E3	4.5	69.5	32.0	75.6	81.9	55.6	62.9
USG	7431ET	Enlist E3	4.3	62.5	37.5	70.2	76.3	60.9	61.5
USG	7451ET	Enlist E3	4.5	72.9	36.5	68.4	75.4	52.6	61.2
Revere	4526XFS	XtendFlex/STS	4.5	69.3	34.4	66.3	76.5	59.0	61.1
Revere	4415XF	XtendFlex	4.4	70.9	35.7	67.8	74.1	54.2	60.5
Dyna-Gro	S45XF02	XtendFlex	4.5	69.1	36.7	65.7	75.7	54.9	60.4
Seed Consultants	SC7462E	Enlist E3	4.6	65.0	30.5	72.4	70.3	61.0	59.8
Dyna-Gro	S46XF31S	XtendFlex/STS	4.6	72.8	27.2	63.5	79.3	55.8	59.7
Pioneer	P46A86X	XtendFlex	4.6	68.9	33.0	60.6	78.9	57.1	59.7
Asgrow	AG46XF2	XtendFlex/STS	4.6	57.9	34.7	66.4	81.3	57.2	59.5
DONMARIO SEEDS	DM45F23	XtendFlex	4.5	78.1	31.1	54.8	72.5	58.3	59.0
JV	4.6JV	Enlist E3	4.6	67.1	33.5	66.9	79.1	47.7	58.9
FS HiSOY	HS45E00	Enlist E3	4.5	70.1	28.0	70.9	73.3	44.7	57.4
Dyna-Gro	S45ES10	Enlist E3/STS	4.5	63.4	29.9	64.6	69.2	59.4	57.3
Virtue SEEDS	V4502S	STS	4.5	68.5	31.2	62.4	80.2	43.1	57.1
Asgrow	AG43XF2	XtendFlex	4.3	73.0	29.1	72.0	63.0	48.2	57.1
NK	NK43-P7E3S	Enlist E3/STS	4.3	61.5	31.0	76.7	58.3	57.1	56.9
Pioneer	P41T07E	Enlist E3	4.1	54.1	34.0	67.5	75.0	52.4	56.6
FS HiSOY	HS46E92	Enlist E3	4.6	66.9	32.9	61.8	71.0	48.5	56.2
Virginia Tech	V17-2379R	RR	4.5	71.0	34.0	50.5	68.5	56.3	56.1
Mid-Atlantic Seeds	MAS4675E3/STS	Enlist E3	4.6	61.4	39.0	57.4	70.6	51.3	55.9
Hubner	H42-31XF	XtendFlex	4.2	68.9	35.8	52.1	68.5	54.1	55.9

Table 1b. Yield summaries (bu/A) of full-season early-maturity group 4 entries, 2022.

Variety	Brand	Herbicide Resistance	Relative Maturity	Black-stone	Eastern Shore	Orange	Suffolk	Warsaw	Avg.
Mid-Atlantic Seeds	MAS4320E3/STS	Enlist E3	4.3	62.9	30.4	61.6	72.3	48.4	55.1
Asgrow	AG41XF2	XtendFlex	4.1	55.2	32.0	62.2	74.1	51.0	54.9
Stine	46EB2	Enlist E3/STS	4.6	68.4	30.3	54.6	68.5	51.2	54.6
USG	7429ET	Enlist E3	4.2	68.9	31.0	41.9	72.6	56.9	54.3
Southern Harvest	SH4022E3	Enlist E3	4.0	64.7	31.2	58.2	74.6	41.0	53.9
Mid-Atlantic Seeds	MAS4021E3	Enlist E3	4.0	60.1	36.5	63.3	63.0	46.8	53.9
Stine	46EB23	Enlist E3/STS	4.6	61.4	32.6	59.0	70.0	44.8	53.6
DONMARIO SEEDS	DM46E62	Enlist E3	4.6	70.8	29.8	51.1	71.4	43.8	53.4
Virginia Tech	V18-3782R	RR	4.5	62.9	35.3	54.3	62.3	43.5	51.7
Southern Harvest	SH4622E3	Enlist E3/STS	4.6	61.7	25.8	53.2	72.0	41.7	50.9
Virginia Tech	V17-0454	Conv	4.6	63.9	27.0	49.7	74.1	36.9	50.3
Perdue	P41ILO22	Conv	4.1	51.9	34.8	57.0	56.3	45.0	49.0
Perdue	P41MO21	Conv	4.1	49.7	31.7	52.4	53.0	33.8	44.1
LSD P=.10				7.7	6.4	10.6	8.0	7.9	
CV				8.5	14.3	12.6	8.1	11.2	
Grand Mean				66.4	32.8	62.3	72.9	52.1	57.5

Table 1c. Yield summaries (bu/A) of full-season late-maturity group 4 entries, 2022.

Brand	Variety	Herbicide Resistance	Relative Maturity	Eastern					Avg.
				Blackstone	Shore	Orange	Suffolk	Warsaw	
Asgrow	AG46XF2	XtendFlex	4.6	69.5	44.17	85.3	66.9	79.5	69.1
Revere	4826XF	XtendFlex/STS	4.8	74.3	41.6	85.4	77.7	62.7	68.3
NK	NK48-H3XFS	XtendFlex/STS	4.8	70.7	42.46	82.2	64.7	73.8	66.8
Revere	4795XS	XtendFlex/STS	4.7	70.7	39.64	78.6	70.9	71.4	66.2
USG	7487XTS	Xtend/STS	4.8	69.1	38.86	69.1	75.3	78.7	66.2
Asgrow	AG49XF3	XtendFlex	4.9	72.0	38.72	72.4	69.2	77.4	65.9
Dyna-Gro	S48XT90	Xtend	4.8	68.6	40.26	87.4	67	63.3	65.3
USG	7483XFS	XtendFlex/STS	4.8	66.3	37.37	81.7	70.6	69.9	65.2
Revere	4806XS	Xtend/STS	4.8	76.7	34.8	78.1	71.5	62.5	64.7
FS HiSOY	HS47E90	Enlist E3	4.7	68.9	37.8	81.0	68.4	66.0	64.4
Revere	4727XFS	XtendFlex	4.7	70.3	40.98	72.0	66.9	69.5	63.9
Revere	4925XFS	XtendFlex	4.9	70.0	42.4	75.2	63.5	66.7	63.6
USG	7480XT	Xtend	4.8	57.4	43.82	80.4	72	64.1	63.5
Asgrow	AG48XF3	XtendFlex/STS	4.8	72.4	36.19	65.8	71.7	71.4	63.5
Dyna-Gro	S47XF23S	XtendFlex/STS	4.7	67.3	35.1	79.1	61.1	72.2	63.0
Hubner	H48-31XF	XtendFlex	4.8	69.2	39.5	65.0	66.2	74.5	62.9
Dyna-Gro	S48XF61S	XtendFlex/STS	4.8	70.1	39.76	71.8	67.7	63.4	62.6
Seed Consultants	SC7472E	Enlist E3	4.7	57.6	38.85	76.8	69	70.5	62.6
Asgrow	AG47XF3	XtendFlex/STS	4.7	76.2	34.11	70.5	57.6	73.9	62.5
JV	4.8JV	Enlist E3	4.8	67.1	38.98	72.7	70.2	60.5	61.9
Innotech	4737E3	Enlist E3	4.7	68.7	41.04	70.2	62.4	66.1	61.7
Asgrow	AG48XF2	XtendFlex	4.8	67.5	33.0	69.4	71.1	67.1	61.6
MorSoy	MS4852XF	XtendFlex	4.8	67.6	36.5	70.8	58.4	72.4	61.1
Virginia Tech	V16-0293	Conv	4.8	65.0	40.07	78.5	69.8	50.3	60.7
Dyna-Gro	S48EN73	Enlist E3	4.8	62.6	41.12	76.4	66.6	56.4	60.6
USG	7472ETS	Enlist E3/STS	4.7	66.7	34.97	78.0	66.1	56.8	60.5
Mid-Atlantic Seeds	MAS4721E3/STS	Enlist E3	4.7	64.2	37.66	77.5	57.7	60.1	59.4
USG	7472XFS	XtendFlex/STS	4.7	75.8	37.68	49.1	63	65.7	58.3
Public	S14-15138GT	GT/STS	4.8	64.9	32.97	68.9	59.2	62.9	57.8

Table 1c. Yield summaries (bu/A) of full-season late-maturity group 4 entries, 2022.

Brand	Variety	Herbicide Resistance	Relative Maturity	Blackstone	Eastern Shore	Orange	Suffolk	Warsaw	Avg.
U Missouri	S17-2193C	Conv	4.7	69.9	33.1	73.1	64.5	47.2	57.6
U Missouri	S17-2066C	Conv	4.9	63.3	34.2	53.9	74.2	55.6	56.2
Stine	48EB02	Enlist E3	4.8	60.5	39.24	56.9	59.9	60.1	55.3
Dyna-Gro	S49EN12	Enlist E3	4.9	57.2	34.92	67.3	58.4	54.9	54.5
Virginia Tech	V17-2478R	RR	4.9	64.0	29.37	62.9	49.8	59.0	53.0
Perdue	P48MO21	Conv	4.8	63.4	33.12	51.4	64.5	51.1	52.7
Virginia Tech	V17-0460	Conv	4.8	55.7	43.07	61.4	62.3	40.8	52.7
LSD P=.10				8.0	7.2	13.5	9.9	13.3	
CV				8.7	14.0	13.8	11.0	15.0	
Grand Mean				67.4	38.1	72.1	66.0	64.4	61.6

Table 1d. Yield summaries (bu/A) of full-season early-maturity group 5 entries, 2022.

Brand	Variety	Herbicide Resistance	Relative Maturity	Black-stone	Eastern Shore	Orange	Suffolk	Warsaw	Avg.
Innotech	5143E3	Enlist E3	5.1	66.7	52.0	67.3	86.2	89.9	72.4
Revere	5029XF	XtendFlex	5.0	62.3	44.4	66.2	75	95.5	68.7
Asgrow	AG54XF0	XtendFlex/STS	5.4	53.8	50.5	77.2	74.8	85.1	68.3
Dyna-Gro	S52XT91	Xtend	5.2	58.1	45.9	68.4	78	82.7	66.6
Pioneer	P52A05X	Xtend	5.2	50.6	49.3	66.7	80	85.4	66.4
MorSoy	MS5110E	Enlist E3	5.1	55.9	52.2	56.0	74	88.7	65.4
Hubner	H51-22XF	XtendFlex	5.1	56.7	43.7	72.9	63.8	86.5	64.7
Asgrow	AG53XF2	XtendFlex	5.3	57.7	41.1	74.5	67.4	82.2	64.6
Dyna-Gro	S51EN62	Enlist E3	5.1	58.6	44.9	55.1	67.4	88.6	62.9
Dyna-Gro	SX22751XF	XtendFlex/STS	5.1	56.4	46.7	63.1	65.3	82.2	62.7
MorSoy	MS5461E	Enlist E3	5.4	52.2	49.9	57.0	72.8	81.5	62.7
USG	7542ET	Enlist E3	5.4	55.2	46.9	59.2	71.1	79.7	62.4
Hubner	H54-10XF	XtendFlex	5.4	53.3	46.3	59.1	68.9	83.2	62.2
Stine	50EE12	Enlist E3	5.0	45.7	42.6	67.7	66.2	87.4	61.9
FS HiSOY	HS50E21	Enlist E3	5.0	57.5	42.3	53.6	69	84.7	61.4
Virginia Tech	V17-2361R	RR	5.3	55.0	42.3	58.6	63.7	84.6	60.8
FS HiSOY	HS54F10	XtendFlex	5.4	52.6	43.3	56.3	68.8	80.5	60.3
Dyna-Gro	S54XF62	XtendFlex	5.4	53.9	44.8	53.9	70.8	76.6	60.0
Revere	5429E3	Enlist E3	5.4	47.9	48.8	48.4	73	80.1	59.6
Virginia Tech	V17-2933R	RR	5.0	64.5	38.4	61.1	60.8	71.5	59.3
U Missouri	S18-6097C	Conv	5.0	58.7	43.0	51.3	71.7	68.8	58.7
Virginia Tech	V18-2376	Conv	5.1	52.5	49.1	66.9	71.2	52.9	58.5
FS HiSOY	HS54E10	Enlist E3	5.4	43.5	44.9	46.0	69.9	82.7	57.4
Innotech	5360E3	Enlist E3	5.1	39.8	39.3	54.9	64.2	88.6	57.4
Virginia Tech	V16-0157	Conv	5.4	51.7	43.6	66.8	76.7	47.1	57.2
Southern Harvest	SH5223E3	Enlist E3	5.2	40.6	45.1	59.9	60.6	76.9	56.6
U Missouri	S16-14869C	Conv	5.3	50.3	40.4	49.5	78.5	63.4	56.4
U Missouri	S17-2509C	Conv	5.0	55.1	45.1	37.7	69.8	72	55.9
Stine	54EE02	Enlist E3	5.4	46.8	43.2	36.8	74.1	77.3	55.6

Table 1d. Yield summaries (bu/A) of full-season early-maturity group 5 entries, 2022.

Brand	Variety	Herbicide Resistance	Relative Maturity	Black- stone	Eastern Shore	Orange	Suffolk	Warsaw	Avg.
JV	5.1JV	Enlist E3	5.1	39.1	39.4	57.7	55.1	76.2	53.5
LSD P=.10				8.3	5.7	10.6	8.8	11.2	
CV				11.4	9.3	13.2	9.1	10.2	
Grand Mean				53.4	44.8	59.1	70.4	80.2	61.4

Table 1e. Yield summaries (bu/A) of full-season late-maturity group 5 entries, 2021.

ID	Brand	Variety	Herbicide Resistance	Relative Maturity	Black-stone	Eastern Shore	Orange	Suffolk	Warsaw	Avg.
707	MorSoy	MS5640XF	XtendFlex	5.6	50.1	38.7	63.5	70.3	94.8	63.5
705	Dyna-Gro	S58XT30	Xtend	5.8	48.9	48.0	61.1	70.2	83.3	62.3
701	Asgrow	AG56XF2	XtendFlex	5.6	48.4	37.5	67.6	64.2	85.4	60.6
602	Asgrow	AG54XF0	XtendFlex/STS	5.4	45.3	41.5	65.7	69.6	79.8	60.4
706	Revere	5797X	Xtend	5.7	46.6	44.4	49.3	67.3	77.3	57.0
713	Virginia Tech	V18-0400	Conv	5.8	40.8	41.1	57.0	71.5	70.2	56.1
712	Virginia Tech	V15-2261ST	STS	5.5	52.1	34.5	51.7	65.1	71.3	54.9
709	Seed Consultants	SC7562E	Enlist E3	5.6	50.3	40.4	33.5	66.5	80.8	54.3
710	Southern Harvest	SH5523E3	Enlist E3	5.5	42.8	34.6	52.8	61.5	72.2	52.8
711	Southern Harvest	SH5822E3	Enlist E3/STS	5.8	42.9	41.0	41.8	61.9	74.0	52.3
702	Asgrow	AG57XF1	XtendFlex/STS	5.7	37.6	37.1	41.6	69.1	75.7	52.2
708	Perdue	P60GO21	Conv	6	32.6	30.1	28.6	60.1	53.2	40.9
LSD P=.10					6.6	6.9	10.3	6.5	8.7	
CV					10.5	12.8	14.4	7.0	8.0	
Grand Mean					45.3	38.7	50.9	66.4	77.8	55.6

¹The test at Warsaw was mistakenly sprayed with Flexstar GT (containing glyphosate); therefore injury to conventional varieties occurred and yield may have been affected.

Table 1f. Yield summaries (bu/A) of double-crop early-maturity group 4 entries, 2022.

Brand	Variety	Herbicide Resistance	Relative Maturity	Eastern Shore	Orange	Suffolk	Warsaw	Avg.
USG	7461XFS	XtendFlex/STS	4.6	30.6	61.4	72.2	31.9	49.0
USG	7463XF	XtendFlex/STS	4.6	37.2	62.0	67.1	29.2	48.9
Asgrow	AG41XF2	XtendFlex	4.1	29.6	65.8	70.0	27.2	48.2
Dyna-Gro	S46XF31S	XtendFlex/STS	4.6	32.3	61.2	69.0	29.7	48.0
MorSoy	MS4640XF	XtendFlex	4.6	30.2	56.4	66.8	34.7	47.0
USG	7461XTS	Xtend/STS	4.6	30.6	63.2	65.4	28.5	46.9
Virtue SEEDS	V4502S	STS	4.5	28.0	56.2	69.4	33.8	46.9
Revere	4606XFS	XtendFlex/STS	4.6	30.6	58.0	66.2	30.4	46.3
Hubner	H42-31XF	XtendFlex	4.2	32.1	57.0	67.0	28.4	46.1
Asgrow	AG46XF2	XtendFlex/STS	4.6	32.3	57.3	66.5	27.3	45.8
Dyna-Gro	S46ES91	Enlist E3/STS	4.6	27.1	54.0	68.1	33.7	45.7
JV	4.6JV	Enlist E3	4.6	32.8	53.2	67.4	29.1	45.6
JV	3.9JV	Enlist E3	3.9	29.8	57.8	66.2	26.5	45.1
Mid-Atlantic Seeds	MAS4675E3/STS	Enlist E3	4.6	32.3	52.0	66.0	29.8	45.0
USG	7451ET	Enlist E3	4.5	30.0	57.5	64.9	25.8	44.5
Mid-Atlantic Seeds	MAS4021E3	Enlist E3	4	27.2	57.0	66.9	24.3	43.8
Revere	4526XFS	XtendFlex/STS	4.5	29.5	51.7	64.4	29.0	43.7
USG	7429ET	Enlist E3	4.2	30.2	58.6	61.8	23.5	43.5
USG	7431ET	Enlist E3	4.3	31.6	53.3	60.0	29.2	43.5
Mid-Atlantic Seeds	MAS4077GT/STS	GT/STS	4.0	28.1	58.4	59.5	26.8	43.2
Mid-Atlantic Seeds	MAS4320E3/STS	Enlist E3	4.3	30.7	53.9	60.5	27.5	43.2
Virginia Tech	V18-3782R	RR	4.5	28.2	46.5	64.7	29.1	42.1
DONMARIO SEEDS	DM46E62	Enlist E3	4.6	22.4	50.7	65.3	29.9	42.1
Stine	46EB2	Enlist E3/STS	4.6	23.1	52.7	62.3	29.9	42.0
Stine	46EB23	Enlist E3/STS	4.6	26.8	49.9	58.6	30.9	41.6
Mid-Atlantic Seeds	MAS3884GT/LL	Enlist E3	3.8	23.6	53.8	62.6	26.2	41.6
Asgrow	AG43XF2	XtendFlex	4.3	24.0	53.2	63.0	22.4	40.6
Perdue	P41ILO22	Conv	4.1	24.1	51.5	55.8	29.3	40.2
Virginia Tech	V17-0454	Conv	4.6	23.3	42.7	61.6	32.8	40.1

Table 1f. Yield summaries (bu/A) of double-crop early-maturity group 4 entries, 2022.

Brand	Variety	Herbicide Resistance	Relative Maturity	Eastern Shore	Orange	Suffolk	Warsaw	Avg.
Mid-Atlantic Seeds	MAS4666GT	GT	4.6	28.2	41.2	57.8	25.9	38.3
Virginia Tech	V17-2379R	RR	4.5	22.3	39.0	57.2	30.9	37.4
Perdue	P41MO21	Conv	4.1	24.9	37.9	56.6	26.0	36.3
LSD P=.10				4.9	5.6	6.3	5.2	
CV				12.6	7.7	7.3	13.2	
Grand Mean				28.6	53.7	63.9	28.7	43.8

Table 1g. Yield summaries (bu/A) of double-crop late-maturity group 4 entries, 2022.

Brand	Variety	Herbicide Resistance	Relative Maturity	Eastern Shore				Avg.
				Orange	Suffolk	Warsaw		
Pioneer	P47A25BX	XtendFlex/STS	4.7	33.4	60.5	73.5	25.6	48.3
Dyna-Gro	S47XF23S	XtendFlex/STS	4.7	30.8	56.7	75.3	25.9	47.2
Asgrow	AG49XF3	XtendFlex	4.9	32.9	57.7	74.1	21.8	46.6
Revere	4795XS	Xtend/STS	4.7	35.3	59.1	68.3	22.9	46.4
Revere	4727XFS	XtendFlex/STS	4.7	34.6	61.5	68.1	21.0	46.3
Dyna-Gro	S49XF43S	XtendFlex/STS	4.9	31.4	63.0	66.1	22.1	45.7
USG	7483XFS	XtendFlex/STS	4.8	34.2	61.1	64.4	20.4	45.0
Hubner	H48-31XF	XtendFlex	4.8	34.2	57.6	64.6	22.8	44.8
USG	7480XT	Xtend	4.8	33.6	58.0	63.6	23.5	44.7
JV	4.8JV	Enlist E3	4.8	30.8	54.3	67.4	26.2	44.7
USG	7472XFS	XtendFlex/STS	4.7	33.2	57.3	61.9	26.2	44.7
Revere	4806XS	Xtend/STS	4.8	30.3	60.5	64.8	22.7	44.6
Revere	4826XF	XtendFlex	4.8	37.1	57.4	60.9	21.4	44.2
MorSoy	MS4852XF	XtendFlex	4.8	30.9	57.6	62.9	23.8	43.8
Asgrow	AG48XF3	XtendFlex/STS	4.8	30.2	55.8	66.5	21.6	43.5
Mid-Atlantic Seed	MAS4721E3/STS	Enlist E3	4.7	29.7	52.0	67.1	24.0	43.2
Asgrow	AG46XF2	XtendFlex/STS	4.6	33.1	51.9	63.9	23.2	43.0
Asgrow	AG47XF3	XtendFlex/STS	4.7	30.7	52.0	59.9	28.5	42.8
USG	7472ETS	Enlist E3/STS	4.7	25.9	50.2	65.4	26.8	42.1
Asgrow	AG48XF2	XtendFlex	4.8	31.7	53.3	61.4	19.0	41.3
Dyna-Gro	S48EN02	Enlist E3	4.8	28.7	48.4	64.8	23.1	41.3
Public	S14-15138GT	GT/STS	4.8	26.6	46.6	60.6	24.9	39.7
Virginia Tech	V16-0293	Conv	4.8	24.5	47.8	61.0	23.2	39.1
Stine	48EB02	Enlist E3	4.8	28.2	49.1	57.3	19.6	38.6
Virginia Tech	V17-0460	Conv	4.8	28.5	41.9	60.7	23.1	38.5
Perdue	P48MO21	Conv	4.8	27.3	34.3	63.2	27.6	38.1
Virginia Tech	V17-2478R	RR	4.9	24.9	40.5	60.7	21.1	36.8
LSD P=.10				5.0	6.5	6.7	3.1	
CV				12.0	8.9	7.5	9.7	
Grand Mean				30.8	53.6	64.6	23.4	43.1

Table 1h. Yield summaries (bu/A) of double-crop early-maturity group 5 entries, 2021.

Brand	Variety	Herbicide Resistance	Relative Maturity	Black-stone ¹	Eastern Shore	Orange	Suffolk	Warsaw	Avg.
USG	7543XF	XtendFlex	5.4		31.7	57.7	65.5	38.3	48.3
Dyna-Gro	S52XT91	Xtend	5.2		27.8	59.2	62.5	40.3	47.5
Asgrow	AG54XF0	XtendFlex/STS	5.4		26.3	56.1	66.0	40.0	47.1
Hubner	H54-10XF	XtendFlex	5.4		27.2	57.6	60.9	39.7	46.4
Revere	5386X	Xtend	5.3		26.9	62.0	66.9	28.7	46.1
Revere	5029XF	XtendFlex	5.0		28.1	55.3	61.5	37.3	45.6
USG	7503XF	XtendFlex	5.0		30.8	50.5	62.6	37.0	45.2
MorSoy	MS5110E	Enlist E3	5.1		28.9	46.4	63.8	39.7	44.7
Asgrow	AG53XF2	XtendFlex	5.3		24.9	57.7	61.7	34.0	44.6
Southern Harvest	SH5321E3	Enlist E3/STS	5.3		23.3	48.3	61.3	40.7	43.4
Hubner	H51-22XF	XtendFlex	5.1		25.4	56.6	59.1	32.3	43.4
Virginia Tech	V16-0157	Conv	5.4		27.8	43.7	60.1	41.7	43.3
Pioneer	P54A36SX	XtendFlex/STS	5.4		27.7	46.5	59.1	40.0	43.3
Dyna-Gro	S51EN62	Enlist E3	5.1		24.3	51.9	58.5	36.3	42.8
Stine	50EE12	Enlist E3	5.0		30.9	51.1	57.0	31.3	42.6
Dyna-Gro	SX22751XF	XtendFlex/STS	5.1		24.3	46.1	59.5	35.3	41.3
USG	7542ET	Enlist E3	5.4		23.7	44.3	55.0	36.7	39.9
Virginia Tech	V17-2361R	RR	5.3		26.2	41.9	57.0	33.9	39.8
JV	5.1JV	Enlist E3	5.1		23.2	50.2	58.6	26.7	39.7
Virginia Tech	V17-2933R	RR	5.0		25.4	41.2	56.4	35.7	39.7
MorSoy	MS5461E	Enlist E3	5.4		25.0	40.7	51.4	38.7	39.0
Stine	54EE02	Enlist E3	5.4		25.5	29.7	55.3	34.3	36.2
LSD P=.10					4.9	7.2	6.0	5.7	
CV					13.5	10.6	7.3	11.3	
Grand Mean					26.7	49.2	60.2	36.9	43.2

Table 1i. Yield summaries (bu/A) of double-crop late-maturity group 5 entries, 2021.

Brand	Variety	Herbicide Resistance	Relative Maturity	Black-stone	Eastern Shore	Orange	Suffolk	Warsaw	Avg.
Asgrow	AG54XF0	XtendFlex/STS	5.4		28.9	59.3	62.8	39.5	47.6
Asgrow	AG56XF2	XtendFlex	5.6		24.9	46.5	61.8	45.4	44.7
MorSoy	MS5640XF	XtendFlex	5.6		25.3	46.9	58.4	42.5	43.3
Asgrow	AG57XF1	XtendFlex/STS	5.7		30.9	38.9	57.7	45.2	43.2
Dyna-Gro	S56XT99	Xtend	5.6		27.3	42.9	60.4	41.8	43.1
Virginia Tech	V18-0400	Conv	5.8		24.9	38.4	66.6	41.3	42.8
Revere	5797X	Xtend	5.7		27.3	37.3	61.0	41.1	41.7
USG	7562XF	XtendFlex	5.6		29.3	40.5	58.0	38.0	41.5
Southern Harvest	SH5822E3	Enlist E3/STS	5.8		22.4	36.0	53.4	47.4	39.8
Virginia Tech	V15-2261ST	STS	5.5		20.9	30.1	55.6	43.0	37.4
Southern Harvest	SH5523E3	Enlist E3	5.5		18.7	40.7	50.6	37.8	37.0
Southern Harvest	SH6823E3	Enlist E3/STS	6.8		23.7	20.3	49.7	42.9	34.2
Perdue	P60GO21	Conv	6		23.0	22.7	50.6	34.0	32.6
Southern Harvest	SH6323E3	Enlist E3	6.3		25.8	10.2	55.2	36.4	31.9
LSD P=.10					3.2	5.7	5.3	5.5	
CV					8.9	11.5	6.6	9.4	
Grand Mean					25.4	35.5	57.2	41.4	40.0

Table 2a. Performance of full-season maturity group 3 entries at Blackstone VA, 2022.

Brand	Variety	Herbicide Resistance	Rel. Mat.	Height (in)	Lodging (1-5) ²	Shatter (%)	Seed			Yield (Bu/A)
							Quality (1-5)	PSS (%)	Seed Size (seed/lb)	
Asgrow	AG38XF1	XtendFlex	3.8	28.3	1.0	2	2.0	2	2803	58.0
Dyna-Gro	S39XF41	XtendFlex	3.9	28.0	1.0	0	2.3	5	2802	63.8
Hubner	H39-31XF	XtendFlex	3.9	25.0	1.0	2	2.0	5	2510	55.0
JV	3.9JV	Enlist E3	3.9	22.7	1.0	3	3.0	6	2978	40.2
Mid-Atlantic Seeds	MAS3600E3/STS	Enlist E3	3.6	26.0	1.0	5	2.7	8	2629	58.6
Mid-Atlantic Seeds	MAS3884GT/LL	Enlist E3	3.8	29.3	1.0	5	2.7	2	2871	65.6
Perdue	P30IL22	Conv	3	20.7	1.0	7	3.0	6	2546	40.9
USG	7353XFS	XtendFlex/STS	3.5	26.3	1.0	2	2.7	2	2455	60.4
USG	7392XFS	XtendFlex/STS	3.9	28.0	1.0	1	2.0	3	2667	58.5
LSD P=.10				2.2	-	2.5	0.6	5.6	271	9.0
CV				5.9	-	58.8	15.5	92	7.1	10.8
Grand Mean				26.0	1.0	3.0	2.5	4.3	2696	57.2

Table 2b. Performance of full-season maturity group 3 entries at Eastern Shore VA, 2022.

Brand	Variety	Herbicide Resistance	Rel. Mat.	Height (in)	Lodging (1-5) ²	Seed		Seed Size (seed/lb)	Yield (Bu/A)
						Quality (1-5)	PSS (%)		
Asgrow	AG38XF1	XtendFlex	3.8	30.3	1.0	2.3	0	2821	36.3
Dyna-Gro	S39XF41	XtendFlex	3.9	30.3	1.0	2.7	2	2839	32.2
Hubner	H39-31XF	XtendFlex	3.9	33.0	1.0	2.7	2	2780	38.6
JV	3.9JV	Enlist E3	3.9	26.3	1.0	3.0	1	3030	41.7
Mid-Atlantic Seeds	MAS3600E3/STS	Enlist E3	3.6	29.0	1.0	2.7	2	3063	39.1
Mid-Atlantic Seeds	MAS3884GT/LL	Enlist E3	3.8	33.0	1.0	2.0	1	3296	33.7
Perdue	P30IL22	Conv	3	25.7	1.0	2.7	0	3274	37.7
USG	7353XFS	XtendFlex/STS	3.5	30.7	1.0	2.3	0	2602	38.2
USG	7392XFS	XtendFlex/STS	3.9	31.7	1.0	2.3	1	2918	35.3
LSD P=.10				2.7	.	0.6	1.7	142	5.1
CV				6.3	0.0	16.7	142	3.4	9.6
Grand Mean				30.0	1.0	2.5	0.9	2958	37.0

Table 2c. Performance of full-season maturity group 3 entries at Orange VA, 2022.

Brand	Variety	Herbicide Resistance	Rel. Mat.	Height (in)	Shatter (%)	Seed		Seed Size (seed/lb)	Yield (Bu/A)
						Quality (1-5)	PSS (%)		
Asgrow	AG38XF1	XtendFlex	3.8	51.0	2	2.0	1	2719	65.5
Dyna-Gro	S39XF41	XtendFlex	3.9	53.3	3	2.3	1	2297	65.9
Hubner	H39-31XF	XtendFlex	3.9	54.7	2	2.7	1	2478	73.5
JV	3.9JV	Enlist E3	3.9	46.7	3	3.0	3	2872	72.8
Mid-Atlantic Seeds	MAS3600E3/STS	Enlist E3	3.6	51.3	3	2.0	1	2575	81.7
Mid-Atlantic Seeds	MAS3884GT/LL	Enlist E3	3.8	50.7	4	2.7	2	2511	75.9
Perdue	P30IL22	Conv	3	41.0	3	2.3	2	2861	61.5
USG	7353XFS	XtendFlex/STS	3.5	50.7	3	3.0	2	2338	83.0
USG	7392XFS	XtendFlex/STS	3.9	51.7	4	2.0	1	2352	69.4
LSD P=.10				3.0	0.6	0.6	1.5	181	10.5
CV				4.2	14.0	16.0	68	5.0	10.2
Grand Mean				50.1	2.9	2.4	1.5	2556	72.1

Table 2d. Performance of full-season maturity group 3 entries at Suffolk VA, 2022.

Brand	Variety	Herbicide Resistance	Rel. Mat.	Mature Date	Height (in)	Lodging (1-5) ²	Seed			Yield (Bu/A)
							Quality (1-5)	PSS (%)	Seed Size (seed/lb)	
Asgrow	AG38XF1	XtendFlex	3.8	28	33.3	1.5	2.3	1	2333	55.3
Dyna-Gro	S39XF41	XtendFlex	3.9	30	32.3	1.5	2.0	1	2402	58.1
Hubner	H39-31XF	XtendFlex	3.9	28	34.0	1.3	2.0	1	2349	52.8
JV	3.9JV	Enlist E3	3.9	26	28.7	1.6	3.0	3	2447	57.0
Mid-Atlantic Seeds	MAS3600E3/STS	Enlist E3	3.6	20	33.3	1.4	2.0	3	2705	55.7
Mid-Atlantic Seeds	MAS3884GT/LL	Enlist E3	3.8	31	35.0	1.9	2.0	1	2555	60.2
Perdue	P30IL22	Conv	3	30	26.0	1.2	2.7	2	2536	43.6
USG	7353XFS	XtendFlex/STS	3.5	28	32.7	1.5	3.0	1	2245	53.5
USG	7392XFS	XtendFlex/STS	3.9	30	34.3	1.5	2.3	0	2424	62.9
LSD P=.10				1.7	3.3	0.3	0.5	2.1	77	8.6
CV				4.3	7.1	15.6	14.6	101	2.2	10.9
Grand Mean				27.8	32.2	1.5	2.4	1.5	2444	55.5

Table 2e. Performance of full-season maturity group 3 entries at Warsaw VA, 2022¹.

Brand	Variety	Herbicide Resistance	Rel. Mat.	Mature Date	Height (in)	Lodging (1-5) ²	Seed			Yield (Bu/A)
							Quality (1-5)	PSS (%)	Seed Size (seed/lb)	
Asgrow	AG38XF1	XtendFlex	3.8	13	33.0	1.5	2.7	1	3323	50.1
Dyna-Gro	S39XF41	XtendFlex	3.9	15	35.0	1.2	2.0	1	3283	53.0
Hubner	H39-31XF	XtendFlex	3.9	14	34.0	1.1	2.3	2	3238	53.4
JV	3.9JV	Enlist E3	3.9	13	31.0	1.5	2.7	2	3495	53.6
Mid-Atlantic Seeds	MAS3600E3/STS	Enlist E3	3.6	10	34.0	1.4	3.0	1	3623	54.9
Mid-Atlantic Seeds	MAS3884GT/LL	Enlist E3	3.8	15	34.7	1.5	2.0	0	3507	39.6
Perdue	P30IL22	Conv	3	14	32.3	1.3	2.3	1	3355	53.6
USG	7353XFS	XtendFlex/STS	3.5	13	34.0	1.4	2.7	0	2864	52.1
USG	7392XFS	XtendFlex/STS	3.9	16	33.7	1.5	3.0	2	3259	45.8
LSD P=.10				3.5	3.0	0.2	0.6	1.4	222	4.2
CV				18.1	6.3	11.8	17.9	96	4.7	5.8
Grand Mean				13.6	33.5	1.4	2.5	1.0	3328	50.7

Table 3a. Performance of full-season early maturity group 4 entries at Blackstone VA, 2022.

Brand	Variety	Herbicide Resistance	Rel. Mat.	Height (in)	Lodging (1-5)2	Shatter (%)	Seed			Yield (Bu/A)
							Quality (1-5)	PSS (%)	Seed Size (seed/lb)	
Asgrow	AG41XF2	XtendFlex	4.1	27.3	1.0	1	2.7	4	2472	55.2
Asgrow	AG43XF2	XtendFlex	4.3	32.7	1.0	0	2.0	0	3030	73.0
Asgrow	AG46XF2	XtendFlex/STS	4.6	33.0	1.3	0	2.0	0	3330	57.9
DONMARIO SEEDS	DM45F23	XtendFlex	4.5	34.3	1.0	0	2.0	0	3228	78.1
DONMARIO SEEDS	DM46E62	Enlist E3	4.6	34.3	1.7	0	2.7	0	3672	70.8
Dyna-Gro	S45ES10	Enlist E3/STS	4.5	22.7	1.3	1	2.0	0	3075	63.4
Dyna-Gro	S45XF02	XtendFlex	4.5	34.7	1.0	0	2.0	0	2968	69.1
Dyna-Gro	S46XF31S	XtendFlex/STS	4.6	35.3	1.0	0	2.0	1	2844	72.8
FS HISOY	HS45E00	Enlist E3	4.5	38.3	1.7	0	2.0	0	3267	70.1
FS HiSOY	HS46E92	Enlist E3	4.6	35.7	1.0	0	2.0	0	2998	66.9
FS HiSOY	HS46F00	XtendFlex	4.6	34.3	1.0	1	2.0	2	2915	72.4
Hubner	H42-31XF	XtendFlex	4.2	34.0	1.0	3	2.0	1	2842	68.9
JV	4.6JV	Enlist E3	4.6	28.3	1.0	1	2.0	3	2857	67.1
Mid-Atlantic Seeds	MAS4021E3	Enlist E3	4.0	29.3	1.3	3	2.0	2	2863	60.1
Mid-Atlantic Seeds	MAS4320E3/STS	Enlist E3	4.3	28.7	1.0	5	2.0	0	2727	62.9
Mid-Atlantic Seeds	MAS4675E3/STS	Enlist E3	4.6	34.7	1.0	0	2.0	0	3097	61.4
MorSoy	MS4640XF	XtendFlex	4.6	36.7	1.0	0	2.0	1	2681	76.5
NK	NK43-P7E3S	Enlist E3/STS	4.3	28.3	1.0	1	2.0	5	2968	61.5
NK	NK45V9E3	Enlist E3	4.5	33.0	1.0	0	2.3	2	2786	69.5
Perdue	P41ILO22	Conv	4.1	28.3	1.0	4	2.0	1	2894	51.9
Perdue	P41MO21	Conv	4.1	29.7	1.0	8	2.0	0	2845	49.7
Pioneer	P41T07E	Enlist E3	4.1	28.0	1.0	1	2.7	9	2630	54.1
Pioneer	P46A86X	XtendFlex	4.6	34.0	1.0	2	2.3	4	2732	68.9
Revere	4299XS	Xtend/STS	4.2	34.7	1.3	0	3.0	15	2902	70.5
Revere	4415XF	XtendFlex	4.4	34.3	1.0	0	2.0	0	2951	70.9
Revere	4526XFS	XtendFlex/STS	4.5	35.7	2.0	0	2.7	11	2661	69.3
Revere	4606XFS	XtendFlex/STS	4.6	38.3	1.0	0	2.7	2	2800	80.8
Seed Consultants	SC7462E	Enlist E3	4.6	32.0	1.0	0	3.0	5	2892	65.0
Southern Harvest	SH4022E3	Enlist E3	4.0	31.0	1.3	4	2.7	6	2968	64.7
Southern Harvest	SH4622E3	Enlist E3/STS	4.6	30.3	1.0	1	2.0	1	3646	61.7
Stine	46EB2	Enlist E3/STS	4.6	36.3	1.0	0	2.0	0	3031	68.4
Stine	46EB23	Enlist E3/STS	4.6	32.7	1.0	0	2.0	0	3653	61.4
USG	7429ET	Enlist E3	4.2	29.7	1.0	1	2.3	5	3207	68.9
USG	7431ET	Enlist E3	4.3	30.3	1.0	0	3.0	10	2747	62.5
USG	7451ET	Enlist E3	4.5	35.0	1.3	1	2.7	0	3035	72.9
USG	7461XFS	XtendFlex/STS	4.6	36.7	1.7	0	2.0	0	2811	67.8
USG	7461XTS	Xtend/STS	4.6	36.3	1.3	0	2.0	0	3004	77.6
USG	7463XF	XtendFlex/STS	4.6	34.3	1.3	0	2.3	0	2716	71.0
Virginia Tech	V17-0454	Conv	4.6	31.3	1.3	0	2.0	0	3275	63.9
Virginia Tech	V17-2379R	RR	4.5	36.0	2.0	1	2.0	1	3254	71.0
Virginia Tech	V18-3782R	RR	4.5	36.3	2.0	3	2.0	0	3576	62.9
Virtue SEEDS	V4502S	STS	4.5	34.3	1.0	1	2.3	1	3266	68.5
LSD P=.10				4.5	0.5	1.8	0.4	2.7	169	7.7
CV				10.0	31.7	133.6	13.4	92	4.1	8.5
Grand Mean				32.8	1.2	1.0	2.2	2.1	3021	66.4

Table 3b. Performance of full-season early maturity group 4 entries at Eastern Shore VA, 2022.

Brand	Variety	Herbicide Resistance	Rel. Mat.	Height (in)	Lodging (1-5) ²	Seed		Seed Size (seed/lb)	Yield (Bu/A)
						Quality (1-5)	PSS (%)		
Asgrow	AG41XF2	XtendFlex	4.1	29.3	1.3	2.7	0	2982	32.0
Asgrow	AG43XF2	XtendFlex	4.3	28.0	1.0	2.7	0	3283	29.1
Asgrow	AG46XF2	XtendFlex/STS	4.6	29.7	1.5	2.0	1	3206	34.7
DONMARIO SEEDS	DM45F23	XtendFlex	4.5	30.0	1.0	2.0	0	3614	31.1
DONMARIO SEEDS	DM46E62	Enlist E3	4.6	29.7	1.3	3.0	1	3975	29.8
Dyna-Gro	S45ES10	Enlist E3/STS	4.5	29.7	1.2	2.3	1	3208	29.9
Dyna-Gro	S45XF02	XtendFlex	4.5	30.0	1.3	2.7	1	3051	36.7
Dyna-Gro	S46XF31S	XtendFlex/STS	4.6	31.0	1.3	3.0	3	2908	27.2
FS HiSOY	HS45E00	Enlist E3	4.5	29.0	1.3	2.7	1	3529	28.0
FS HiSOY	HS46E92	Enlist E3	4.6	32.7	1.3	2.3	1	3096	32.9
FS HiSOY	HS46F00	XtendFlex	4.6	31.0	1.6	2.3	3	2820	37.5
Hubner	H42-31XF	XtendFlex	4.2	37.0	1.0	3.0	3	2972	35.8
JV	4.6JV	Enlist E3	4.6	29.0	1.0	3.3	2	3230	33.5
Mid-Atlantic Seeds	MAS4021E3	Enlist E3	4.0	30.7	1.3	2.3	0	3396	36.5
Mid-Atlantic Seeds	MAS4320E3/STS	Enlist E3	4.3	29.7	1.0	3.0	0	3423	30.4
Mid-Atlantic Seeds	MAS4675E3/STS	Enlist E3	4.6	30.3	1.5	2.7	0	3034	39.0
MorSoy	MS4640XF	XtendFlex	4.6	36.0	1.4	2.7	1	3018	33.7
NK	NK43-P7E3S	Enlist E3/STS	4.3	30.0	1.2	3.3	0	3176	31.0
NK	NK45V9E3	Enlist E3	4.5	30.0	1.3	3.0	1	2956	32.0
Perdue	P41ILO22	Conv	4.1	29.0	1.3	3.0	1	3562	34.8
Perdue	P41MO21	Conv	4.1	30.3	1.7	3.3	1	2953	31.7
Pioneer	P41T07E	Enlist E3	4.1	29.0	1.0	2.7	2	3087	34.0
Pioneer	P46A86X	XtendFlex	4.6	32.3	1.2	2.3	3	2852	33.0
Revere	4299XS	Xtend/STS	4.2	32.0	1.1	2.7	1	3075	43.4
Revere	4415XF	XtendFlex	4.4	28.7	1.3	2.7	1	2890	35.7
Revere	4526XFS	XtendFlex/STS	4.5	32.3	1.5	2.3	1	3162	34.4
Revere	4606XFS	XtendFlex/STS	4.6	34.3	1.3	2.3	1	3075	35.2
Seed Consultants	SC7462E	Enlist E3	4.6	28.7	1.1	3.0	3	3220	30.5
Southern Harvest	SH4022E3	Enlist E3	4.0	25.7	1.3	2.3	1	3400	31.2
Southern Harvest	SH4622E3	Enlist E3/STS	4.6	25.1	1.2	2.0	0	3522	25.8
Stine	46EB2	Enlist E3/STS	4.6	30.7	1.5	2.7	0	3049	30.3
Stine	46EB23	Enlist E3/STS	4.6	28.7	1.3	3.0	0	3423	32.6
USG	7429ET	Enlist E3	4.2	29.7	1.0	2.0	1	3406	31.0
USG	7431ET	Enlist E3	4.3	32.0	1.1	3.0	1	3302	37.5
USG	7451ET	Enlist E3	4.5	29.7	1.3	2.3	2	3162	36.5
USG	7461XFS	XtendFlex/STS	4.6	33.7	1.3	2.7	3	3112	31.9
USG	7461XTS	Xtend/STS	4.6	33.0	1.0	2.3	1	3062	30.5
USG	7463XF	XtendFlex/STS	4.6	31.3	1.0	2.3	2	2974	31.5
Virginia Tech	V17-0454	Conv	4.6	30.0	1.3	2.1	0	3251	27.0
Virginia Tech	V17-2379R	RR	4.5	33.3	1.5	2.3	0	3279	34.0
Virginia Tech	V18-3782R	RR	4.5	32.0	1.4	2.3	0	3623	35.3
Virtue SEEDS	V4502S	STS	4.5	28.0	1.1	2.3	1	3328	31.2
LSD P=.10				3.3	0.4	0.6	1.5	205	6.4
CV				7.9	22.4	18.1	102	4.7	14.3
Grand Mean				30.5	1.3	2.6	1.1	3204	32.8

Table 3c. Performance of full-season early maturity group 4 entries at Orange VA, 2022.

Brand	Variety	Herbicide Resistance	Rel. Mat.	Height (in)	Lodging (1-5)2	Seed		Seed Size (seed/lb)	Yield (Bu/A)
						Quality (1-5)	PSS (%)		
Asgrow	AG41XF2	XtendFlex	4.1	54.0	3.2	2.0	0	2659	62.2
Asgrow	AG43XF2	XtendFlex	4.3	53.0	2.2	2.0	1	2656	72.0
Asgrow	AG46XF2	XtendFlex/STS	4.6	52.3	3.0	2.0	1	2850	66.4
DONMARIO SEEDS	DM45F23	XtendFlex	4.5	51.7	3.3	2.0	2	2714	54.8
DONMARIO SEEDS	DM46E62	Enlist E3	4.6	51.7	3.7	2.3	1	3184	51.1
Dyna-Gro	S45ES10	Enlist E3/STS	4.5	52.7	3.0	2.0	0	2747	64.6
Dyna-Gro	S45XF02	XtendFlex	4.5	52.3	2.8	2.0	1	2560	65.7
Dyna-Gro	S46XF31S	XtendFlex/STS	4.6	57.3	2.7	2.0	0	2590	63.5
FS HiSOY	HS45E00	Enlist E3	4.5	51.3	2.3	2.0	1	2781	70.9
FS HiSOY	HS46E92	Enlist E3	4.6	56.0	2.7	2.3	0	2671	61.8
FS HiSOY	HS46F00	XtendFlex	4.6	57.0	3.0	2.3	1	2611	64.0
Hubner	H42-31XF	XtendFlex	4.2	57.0	2.3	2.0	1	2622	52.1
JV	4.6JV	Enlist E3	4.6	51.3	2.3	2.7	2	2523	66.9
Mid-Atlantic Seeds	MAS4021E3	Enlist E3	4.0	52.0	3.0	2.0	0	2817	63.3
Mid-Atlantic Seeds	MAS4320E3/STS	Enlist E3	4.3	51.3	2.7	2.0	0	2912	61.6
Mid-Atlantic Seeds	MAS4675E3/STS	Enlist E3	4.6	56.7	2.7	2.3	1	2591	57.4
MorSoy	MS4640XF	XtendFlex	4.6	56.0	2.8	2.0	1	2542	74.8
NK	NK43-P7E3S	Enlist E3/STS	4.3	52.7	2.5	2.7	1	2760	76.7
NK	NK45V9E3	Enlist E3	4.5	53.0	3.3	2.7	0	2581	75.6
Perdue	P411LO22	Conv	4.1	47.3	4.0	2.3	1	2692	57.0
Perdue	P41MO21	Conv	4.1	51.7	3.5	2.0	3	2698	52.4
Pioneer	P41T07E	Enlist E3	4.1	51.7	2.2	2.3	0	2680	67.5
Pioneer	P46A86X	XtendFlex	4.6	58.0	2.2	2.0	0	2527	60.6
Revere	4299XS	Xtend/STS	4.2	56.3	2.2	2.0	1	2892	68.4
Revere	4415XF	XtendFlex	4.4	52.0	2.5	2.0	0	2492	67.8
Revere	4526XFS	XtendFlex/STS	4.5	55.0	2.5	2.3	0	2494	66.3
Revere	4606XFS	XtendFlex/STS	4.6	57.3	3.2	2.3	0	2565	67.1
Seed Consultants	SC7462E	Enlist E3	4.6	53.0	2.5	3.0	0	2948	72.4
Southern Harvest	SH4022E3	Enlist E3	4.0	51.3	2.8	2.0	0	2792	58.2
Southern Harvest	SH4622E3	Enlist E3/STS	4.6	48.3	2.0	2.0	1	3075	53.2
Stine	46EB2	Enlist E3/STS	4.6	53.3	3.0	2.0	1	2687	54.6
Stine	46EB23	Enlist E3/STS	4.6	53.7	2.5	2.0	1	3046	59.0
USG	7429ET	Enlist E3	4.2	50.3	3.5	2.3	0	3143	41.9
USG	7431ET	Enlist E3	4.3	50.7	2.8	3.0	0	2619	70.2
USG	7451ET	Enlist E3	4.5	53.0	3.0	2.3	1	2478	68.4
USG	7461XFS	XtendFlex/STS	4.6	55.7	3.5	2.3	1	2556	72.2
USG	7461XTS	Xtend/STS	4.6	57.3	3.0	2.0	0	2795	70.0
USG	7463XF	XtendFlex/STS	4.6	55.0	2.5	2.3	0	2528	77.9
Virginia Tech	V17-0454	Conv	4.6	50.3	3.5	2.0	0	2521	49.7
Virginia Tech	V17-2379R	RR	4.5	58.3	4.2	2.0	0	2867	50.5
Virginia Tech	V18-3782R	RR	4.5	59.0	3.3	2.0	0	2787	54.3
Virtue SEEDS	V4502S	STS	4.5	52.7	2.5	2.7	1	2782	62.4
LSD P=.10				2.8	0.5	0.5	1.1	153	10.6
CV				3.9	12.1	16.5	132	4.2	12.6
Grand Mean				53.4	2.9	2.2	0.6	2720	62.3

Table 3d. Performance of full-season early maturity group 4 entries at Suffolk VA, 2022.

Brand	Variety	Herbicide Resistance	Rel. Mat.	Mature Date	Height (in)	Lodging (1-5)2	Seed			Yield (Bu/A)
							Quality (1-5)	PSS (%)	Seed Size (seed/lb)	
Asgrow	AG41XF2	XtendFlex	4.1	39.0	34.3	1.0	1.0	0	2459	74.1
Asgrow	AG43XF2	XtendFlex	4.3	41.3	34.3	1.0	1.7	0	2625	63.0
Asgrow	AG46XF2	XtendFlex/STS	4.6	46.0	38.3	3.0	2.0	0	2886	81.3
DONMARIO SEEDS	DM45F23	XtendFlex	4.5	41.7	35.0	1.7	2.0	0	2926	72.5
DONMARIO SEEDS	DM46E62	Enlist E3	4.6	43.7	32.7	2.3	2.7	0	3266	71.4
Dyna-Gro	S45ES10	Enlist E3/STS	4.5	44.0	36.3	2.0	2.0	0	2829	69.2
Dyna-Gro	S45XF02	XtendFlex	4.5	43.0	35.0	2.0	2.0	0	2571	75.7
Dyna-Gro	S46XF31S	XtendFlex/STS	4.6	44.7	40.0	1.7	2.0	1	2580	79.3
FS HISOY	HS45E00	Enlist E3	4.5	42.0	38.7	1.7	2.0	0	2699	73.3
FS HiSOY	HS46E92	Enlist E3	4.6	42.3	37.0	1.7	2.0	0	2563	71.0
FS HiSOY	HS46F00	XtendFlex	4.6	44.3	39.3	2.3	1.7	0	2545	79.7
Hubner	H42-31XF	XtendFlex	4.2	41.3	38.7	1.7	2.0	0	2693	68.5
JV	4.6JV	Enlist E3	4.6	45.7	32.3	1.0	2.0	0	2838	79.1
Mid-Atlantic Seeds	MAS4021E3	Enlist E3	4.0	34.7	32.0	1.3	2.0	1	2974	63.0
Mid-Atlantic Seeds	MAS4320E3/STS	Enlist E3	4.3	40.0	30.7	1.0	2.0	1	3063	72.3
Mid-Atlantic Seeds	MAS4675E3/STS	Enlist E3	4.6	40.3	36.3	1.3	2.0	0	2635	70.6
MorSoy	MS4640XF	XtendFlex	4.6	45.3	38.7	2.3	2.0	0	2548	74.1
NK	NK43-P7E3S	Enlist E3/STS	4.3	38.0	34.3	1.0	2.0	0	2844	58.3
NK	NK45V9E3	Enlist E3	4.5	43.0	38.0	2.0	2.0	0	2646	81.9
Perdue	P41ILO22	Conv	4.1	32.0	33.0	1.0	2.0	0	3121	56.3
Perdue	P41MO21	Conv	4.1	30.7	34.0	1.3	2.0	0	2709	53.0
Pioneer	P41T07E	Enlist E3	4.1	39.0	35.3	1.0	2.0	1	2768	75.0
Pioneer	P46A86X	XtendFlex	4.6	44.3	39.3	1.0	2.0	1	2478	78.9
Revere	4299XS	Xtend/STS	4.2	40.3	34.7	1.0	2.0	0	2754	74.6
Revere	4415XF	XtendFlex	4.4	39.3	36.7	2.0	2.3	0	2546	74.1
Revere	4526XFS	XtendFlex/STS	4.5	40.3	40.0	1.7	2.0	0	2770	76.5
Revere	4606XFS	XtendFlex/STS	4.6	43.0	40.3	2.0	2.0	0	2524	78.0
Seed Consultants	SC7462E	Enlist E3	4.6	44.7	37.0	1.0	2.0	1	3001	70.3
Southern Harvest	SH4022E3	Enlist E3	4.0	36.7	34.7	2.0	2.7	3	2875	74.6
Southern Harvest	SH4622E3	Enlist E3/STS	4.6	44.4	34.7	1.3	2.0	0	2898	72.0
Stine	46EB2	Enlist E3/STS	4.6	40.7	35.3	1.3	2.0	1	2469	68.5
Stine	46EB23	Enlist E3/STS	4.6	43.7	37.0	1.7	2.0	1	3068	70.0
USG	7429ET	Enlist E3	4.2	38.0	36.0	1.3	2.0	0	3124	72.6
USG	7431ET	Enlist E3	4.3	42.7	34.7	1.0	3.0	1	2725	76.3
USG	7451ET	Enlist E3	4.5	40.3	36.3	2.0	3.0	1	2770	75.4
USG	7461XFS	XtendFlex/STS	4.6	44.7	39.3	2.0	2.0	0	2437	82.1
USG	7461XTS	Xtend/STS	4.6	43.7	39.3	2.0	2.0	1	2806	86.8
USG	7463XF	XtendFlex/STS	4.6	44.7	40.0	1.7	2.0	0	2465	87.4
Virginia Tech	V17-0454	Conv	4.6	42.0	33.3	2.0	1.3	0	2624	74.1
Virginia Tech	V17-2379R	RR	4.5	43.7	36.7	3.0	2.7	1	2688	68.5
Virginia Tech	V18-3782R	RR	4.5	38.7	33.0	2.0	1.7	1	2109	62.3
Virtue SEEDS	V4502S	STS	4.5	42.3	39.3	2.7	2.0	1	2832	80.2
LSD P=.10				3.1	3.7	0.7	0.4	0.9	354	8.0
CV				5.4	7.5	30.1	13.0	169	9.6	8.1
Grand Mean				41.6	36.2	1.7	2.0	0.4	2729	72.9

Table 3e. Performance of full-season early maturity group 4 entries at Warsaw VA, 2022¹.

Brand	Variety	Herbicide Resistance	Rel. Mat.	Mature Date	Height (in)	Lodging (1-5) ²	Seed			Yield (Bu/A)
							Quality (1-5)	PSS (%)	Seed Size (seed/lb)	
Asgrow	AG41XF2	XtendFlex	4.1	19.7	31.0	1.3	3.0	8	3190	51.0
Asgrow	AG43XF2	XtendFlex	4.3	21.7	36.0	1.1	3.0	2	3695	48.2
Asgrow	AG46XF2	XtendFlex/STS	4.6	28.0	39.3	2.0	2.3	1	3672	57.2
DONMARIO SEEDS	DM45F23	XtendFlex	4.5	21.7	35.3	1.2	2.7	3	3716	58.3
DONMARIO SEEDS	DM46E62	Enlist E3	4.6	24.3	34.3	1.7	3.0	0	3908	43.8
Dyna-Gro	S45ES10	Enlist E3/STS	4.5	25.0	39.3	1.6	3.3	1	3467	59.4
Dyna-Gro	S45XF02	XtendFlex	4.5	25.3	36.0	1.7	3.0	3	3147	54.9
Dyna-Gro	S46XF31S	XtendFlex/STS	4.6	26.3	39.3	1.6	3.0	2	3131	55.8
FS HiSOY	HS45E00	Enlist E3	4.5	25.3	33.7	1.6	3.0	0	3916	44.7
FS HiSOY	HS46E92	Enlist E3	4.6	23.0	37.3	1.5	2.7	1	3243	48.5
FS HiSOY	HS46F00	XtendFlex	4.6	26.3	39.3	1.4	3.0	3	3094	62.2
Hubner	H42-31XF	XtendFlex	4.2	20.3	39.7	1.5	3.0	3	3479	54.1
JV	4.6JV	Enlist E3	4.6	18.7	33.3	1.4	3.7	2	3686	47.7
Mid-Atlantic Seeds	MAS4021E3	Enlist E3	4.0	18.7	34.7	1.5	3.3	6	3671	46.8
Mid-Atlantic Seeds	MAS4320E3/STS	Enlist E3	4.3	16.3	33.3	1.2	3.0	0	3940	48.4
Mid-Atlantic Seeds	MAS4675E3/STS	Enlist E3	4.6	21.3	43.0	1.6	3.0	0	3594	51.3
MorSoy	MS4640XF	XtendFlex	4.6	28.0	43.0	1.4	3.0	2	3023	66.0
NK	NK43-P7E3S	Enlist E3/STS	4.3	16.0	37.7	1.4	3.7	1	3693	57.1
NK	NK45V9E3	Enlist E3	4.5	19.0	34.7	1.5	3.0	3	3585	55.6
Perdue	P41ILO22	Conv	4.1	25.0	31.7	1.5	3.0	1	3884	45.0
Perdue	P41MO21	Conv	4.1	20.7	26.3	1.2	3.0	1	3617	33.8
Pioneer	P41T07E	Enlist E3	4.1	20.0	33.7	1.2	3.3	4	3424	52.4
Pioneer	P46A86X	XtendFlex	4.6	26.7	38.3	1.3	3.0	2	3085	57.1
Revere	4299XS	Xtend/STS	4.2	23.7	38.7	1.4	3.0	3	3371	61.4
Revere	4415XF	XtendFlex	4.4	23.3	36.0	1.4	3.0	2	3158	54.2
Revere	4526XFS	XtendFlex/STS	4.5	25.7	39.3	1.7	3.0	2	3586	59.0
Revere	4606XFS	XtendFlex/STS	4.6	24.3	37.0	1.4	3.0	3	3073	55.3
Seed Consultants	SC7462E	Enlist E3	4.6	24.7	36.3	1.4	3.7	2	3431	61.0
Southern Harvest	SH4022E3	Enlist E3	4.0	18.7	30.7	1.4	3.0	2	3743	41.0
Southern Harvest	SH4622E3	Enlist E3/STS	4.6	27.0	30.0	1.4	2.3	0	3531	41.7
Stine	46EB2	Enlist E3/STS	4.6	23.7	37.7	1.4	2.0	0	3229	51.2
Stine	46EB23	Enlist E3/STS	4.6	23.7	31.0	1.6	3.0	2	3951	44.8
USG	7429ET	Enlist E3	4.2	16.3	34.0	1.5	3.0	3	4031	56.9
USG	7431ET	Enlist E3	4.3	19.3	39.0	1.5	3.7	4	3595	60.9
USG	7451ET	Enlist E3	4.5	24.7	37.0	1.8	2.3	2	3240	52.6
USG	7461XFS	XtendFlex/STS	4.6	27.7	38.3	1.5	3.0	3	3062	63.0
USG	7461XTS	Xtend/STS	4.6	26.0	35.3	1.5	3.0	0	3529	55.2
USG	7463XF	XtendFlex/STS	4.6	23.3	39.3	1.4	3.0	3	3291	49.4
Virginia Tech	V17-0454	Conv	4.6				1.9	0	3089	36.9
Virginia Tech	V17-2379R	RR	4.5	23.7	40.3	2.0	2.0	4	3529	56.3
Virginia Tech	V18-3782R	RR	4.5	24.0	36.7	1.2	2.7	1	3984	43.5
Virtue SEEDS	V4502S	STS	4.5	24.7	34.0	1.7	3.0	1	4091	43.1
LSD P=.10				2.4	3.7	0.3	0.4	1.7	182	7.9
CV				7.8	7.5	13.7	10.3	63	3.8	11.2
Grand Mean				23.0	36.1	1.5	3.0	2.0	3519	52.1

Table 4a. Performance of full-season late maturity group 4 entries at Blackstone VA, 2022.

Brand	U of Missouri	Herbicide Resistance	Rel. Mat.	Height (in)	Lodging (1-5)	Shattering (%)	Seed			Yield (Bu/A)
							Quality (1-5)	PSS (%)	Seed Size (seed/lb)	
Asgrow	AG46XF2	XtendFlex	4.6	36.0	2.5	0	2.0	0	3431	69.5
Asgrow	AG47XF3	XtendFlex/STS	4.7	36.3	1.0	0	2.0	0	3107	76.2
Asgrow	AG48XF2	XtendFlex	4.8	35.3	1.8	0	2.0	0	2748	67.5
Asgrow	AG48XF3	XtendFlex/STS	4.8	36.3	2.2	0	2.0	1	3089	72.4
Asgrow	AG49XF3	XtendFlex	4.9	39.7	1.2	0	2.0	1	3381	72.0
Dyna-Gro	S47XF23S	XtendFlex/STS	4.7	33.7	1.2	0	2.3	0	2667	67.3
Dyna-Gro	S48EN73	Enlist E3	4.8	33.7	1.0	0	2.3	1	3497	62.6
Dyna-Gro	S48XF61S	XtendFlex/STS	4.8	35.0	1.0	0	2.0	1	3207	70.1
Dyna-Gro	S48XT90	Xtend	4.8	34.3	2.3	1	2.0	0	3398	68.6
Dyna-Gro	S49EN12	Enlist E3	4.9	34.7	1.7	1	2.0	0	3083	57.2
FS HiSOY	HS47E90	Enlist E3	4.7	35.7	1.7	1	2.0	0	3072	68.9
Hubner	H48-31XF	XtendFlex	4.8	40.3	1.5	0	2.0	0	3389	69.2
Innotech	4737E3	Enlist E3	4.7	32.3	1.0	0	2.0	1	3216	68.7
JV	4.8JV	Enlist E3	4.8	33.7	1.5	1	2.0	0	3660	67.1
Mid-Atlantic Seeds	MAS4721E3/STS	Enlist E3	4.7	30.0	1.7	0	2.3	2	3121	64.2
MorSoy	MS4852XF	XtendFlex	4.8	35.7	1.0	0	2.0	0	3240	67.6
NK	NK48-H3XFS	XtendFlex/STS	4.8	32.3	1.3	0	2.0	1	3418	70.7
Perdue	P48MO21	Conv	4.8	33.7	4.0	0	2.0	0	3759	63.4
Public	S14-15138GT	GT/STS	4.8	32.0	1.0	0	2.0	0	3002	64.9
Revere	4727XFS	XtendFlex/STS	4.7	35.7	1.2	1	2.0	0	3096	70.3
Revere	4795XS	Xtend/STS	4.7	31.7	1.2	0	2.0	0	3171	70.7
Revere	4806XS	Xtend/STS	4.8	34.3	1.0	0	2.0	0	3055	76.7
Revere	4826XF	XtendFlex	4.8	34.0	1.0	0	2.0	0	3077	74.3
Revere	4925XFS	XtendFlex/STS	4.9	40.3	1.5	0	2.0	1	3458	70.0
Seed Consultants	SC7472E	Enlist E3	4.7	32.7	1.0	0	3.0	1	2716	57.6
Stine	48EB02	Enlist E3	4.8	32.0	1.0	1	2.3	0	3119	60.5
U Missouri	S17-2066C	Conv	4.9	38.0	3.2	0	2.0	0	3441	63.3
U Missouri	S17-2193C	Conv	4.7	39.7	1.8	0	2.0	0	3306	69.9
USG	7472ETS	Enlist E3/STS	4.7	30.0	1.0	1	2.0	0	3390	66.7
USG	7472XFS	XtendFlex/STS	4.7	32.7	1.5	1	2.0	1	2705	75.8
USG	7480XT	Xtend	4.8	33.7	1.5	1	2.3	0	2949	57.4
USG	7483XFS	XtendFlex/STS	4.8	36.3	1.5	0	2.0	0	3271	66.3
USG	7487XTS	Xtend/STS	4.8	42.7	1.3	0	2.0	0	3088	69.1
Virginia Tech	V16-0293	Conv	4.8	37.3	1.2	0	2.3	0	3099	65.0
Virginia Tech	V17-0460	Conv	4.8	33.7	1.3	0	2.3	0	3920	55.7
Virginia Tech	V17-2478R	RR	4.9	39.3	1.5	0	2.0	0	3486	64.0
LSD P=.10				2.5	0.7	0.7	0.4	1.0	231	8.0
CV				5.3	33.9	207.3	12.2	210	5.3	8.7
Grand Mean				35.1	1.5	0.2	2.1	0.4	3218	67.4

Table 4b. Performance of full-season late maturity group 4 entries at Eastern Shore VA, 2022.

Brand	U of Missouri	Herbicide Resistance	Rel. Mat.	Height (in)	Lodging (1-5)2	Seed Quality		Seed Size (seed/lb)	Yield (Bu/A)
						(1-5)	PSS (%)		
Asgrow	AG46XF2	XtendFlex	4.6	33.7	1.0	3.0	1	3346	44.2
Asgrow	AG47XF3	XtendFlex/STS	4.7	36.3	1.0	2.0	2	3246	34.1
Asgrow	AG48XF2	XtendFlex	4.8	33.7	1.3	2.3	1	3252	33.0
Asgrow	AG48XF3	XtendFlex/STS	4.8	34.3	1.0	2.7	4	3251	36.2
Asgrow	AG49XF3	XtendFlex	4.9	34.3	1.0	2.3	3	3354	38.7
Dyna-Gro	S47XF23S	XtendFlex/STS	4.7	30.7	1.0	2.0	1	3513	35.1
Dyna-Gro	S48EN73	Enlist E3	4.8	32.6	1.0	2.3	1	3711	41.1
Dyna-Gro	S48XF61S	XtendFlex/STS	4.8	32.3	1.0	2.7	3	2733	39.8
Dyna-Gro	S48XT90	Xtend	4.8	31.3	1.0	2.0	3	2883	40.3
Dyna-Gro	S49EN12	Enlist E3	4.9	31.0	1.0	2.3	1	3398	34.9
FS HiSOY	HS47E90	Enlist E3	4.7	36.3	1.0	2.0	1	3381	37.8
Hubner	H48-31XF	XtendFlex	4.8	39.0	1.0	2.3	4	3001	39.5
Innotech	4737E3	Enlist E3	4.7	31.3	1.0	2.0	2	3348	41.0
JV	4.8JV	Enlist E3	4.8	30.7	1.0	2.3	1	3576	39.0
Mid-Atlantic Seeds	MAS4721E3/STS	Enlist E3	4.7	32.3	1.0	2.7	4	3495	37.7
MorSoy	MS4852XF	XtendFlex	4.8	34.7	1.0	2.7	3	3217	36.5
NK	NK48-H3XFS	XtendFlex/STS	4.8	29.3	1.0	2.3	3	3347	42.5
Perdue	P48MO21	Conv	4.8	30.7	1.7	2.3	1	3661	33.1
Public	S14-15138GT	GT/STS	4.8	32.0	1.3	2.7	0	3369	33.0
Revere	4727XFS	XtendFlex/STS	4.7	32.3	1.0	2.3	3	3267	41.0
Revere	4795XS	Xtend/STS	4.7	31.0	1.0	2.0	1	3223	39.6
Revere	4806XS	Xtend/STS	4.8	31.0	1.0	2.3	2	3100	34.8
Revere	4826XF	XtendFlex	4.8	32.7	1.0	1.7	1	3197	41.6
Revere	4925XFS	XtendFlex/STS	4.9	39.3	1.0	1.7	0	3535	42.4
Seed Consultants	SC7472E	Enlist E3	4.7	35.0	1.0	2.3	2	3088	38.9
Stine	48EB02	Enlist E3	4.8	30.0	1.0	2.3	1	3693	39.2
U Missouri	S17-2066C	Conv	4.9	37.3	2.0	2.3	2	3404	34.2
U Missouri	S17-2193C	Conv	4.7	35.3	1.0	2.7	2	3471	33.1
USG	7472ETS	Enlist E3/STS	4.7	31.1	1.0	2.0	0	3283	35.0
USG	7472XFS	XtendFlex/STS	4.7	32.7	1.0	2.0	1	2858	37.7
USG	7480XT	Xtend	4.8	34.0	1.0	2.0	1	3080	43.8
USG	7483XFS	XtendFlex/STS	4.8	32.7	1.0	2.0	3	3291	37.4
USG	7487XTS	Xtend/STS	4.8	39.7	1.3	3.0	1	3218	38.9
Virginia Tech	V16-0293	Conv	4.8	38.3	1.3	2.0	1	3065	40.1
Virginia Tech	V17-0460	Conv	4.8	33.0	1.3	1.3	0	3427	43.1
Virginia Tech	V17-2478R	RR	4.9	32.0	1.0	1.7	1	3182	29.4
LSD P=.10				2.9	0.4	0.7	2.0	345	7.2
CV				6.4	26.3	22.1	88	7.7	14.0
Grand Mean				33.5	1.1	2.2	1.7	3290	38.1

Table 4c. Performance of full-season late maturity group 4 entries at Orange VA, 2022.

Brand	U of Missouri	Herbicide Resistance	Rel. Mat.	Height (in)	Lodging (1-5)2	Seed		Seed Size (seed/lb)	Yield (Bu/A)
						Quality (1-5)	PSS (%)		
Asgrow	AG46XF2	XtendFlex	4.6	51.3	3.3	2.0	0	2917	85.3
Asgrow	AG47XF3	XtendFlex/STS	4.7	56.7	2.7	2.0	1	2667	70.5
Asgrow	AG48XF2	XtendFlex	4.8	53.0	2.7	2.3	0	2592	69.4
Asgrow	AG48XF3	XtendFlex/STS	4.8	55.3	2.0	2.0	0	2505	65.8
Asgrow	AG49XF3	XtendFlex	4.9	58.7	2.0	2.0	0	3333	72.4
Dyna-Gro	S47XF23S	XtendFlex/STS	4.7	51.3	2.0	2.0	1	2666	79.1
Dyna-Gro	S48EN73	Enlist E3	4.8	48.3	2.3	2.0	0	2905	76.4
Dyna-Gro	S48XF61S	XtendFlex/STS	4.8	52.3	2.3	2.0	1	2482	71.8
Dyna-Gro	S48XT90	Xtend	4.8	48.3	3.0	2.3	0	2569	87.4
Dyna-Gro	S49EN12	Enlist E3	4.9	47.7	3.0	2.0	0	2786	67.3
FS HiSOY	HS47E90	Enlist E3	4.7	49.7	2.3	2.0	0	2914	81.0
Hubner	H48-31XF	XtendFlex	4.8	61.7	2.3	2.0	0	2625	65.0
Innotech	4737E3	Enlist E3	4.7	42.3	4.0	2.0	1	3124	70.2
JV	4.8JV	Enlist E3	4.8	50.3	3.3	2.0	0	2880	72.7
Mid-Atlantic Seeds	MAS4721E3/STS	Enlist E3	4.7	49.0	2.3	2.0	0	2805	77.5
MorSoy	MS4852XF	XtendFlex	4.8	57.7	2.7	2.0	0	3001	70.8
NK	NK48-H3XFS	XtendFlex/STS	4.8	45.7	4.0	2.0	1	2810	82.2
Perdue	P48MO21	Conv	4.8	42.7	5.0	2.0	0	3265	51.4
Public	S14-15138GT	GT/STS	4.8	49.3	3.3	2.0	0	2565	68.9
Revere	4727XFS	XtendFlex/STS	4.7	48.0	3.7	2.0	0	2710	72.0
Revere	4795XS	Xtend/STS	4.7	52.3	2.0	2.3	0	2721	78.6
Revere	4806XS	Xtend/STS	4.8	53.7	2.0	2.0	0	2500	78.1
Revere	4826XF	XtendFlex	4.8	49.3	2.7	2.0	1	2522	85.4
Revere	4925XFS	XtendFlex/STS	4.9	54.3	3.3	2.0	0	2827	75.2
Seed Consultants	SC7472E	Enlist E3	4.7	49.7	2.3	2.0	0	2813	76.8
Stine	48EB02	Enlist E3	4.8	48.0	3.7	2.0	0	3246	56.9
U Missouri	S17-2066C	Conv	4.9	36.0	5.0	2.0	0	3068	53.9
U Missouri	S17-2193C	Conv	4.7	55.3	3.7	2.0	0	2797	73.1
USG	7472ETS	Enlist E3/STS	4.7	49.3	2.3	2.0	0	3075	78.0
USG	7472XFS	XtendFlex/STS	4.7	48.7	4.0	2.0	0	2702	49.1
USG	7480XT	Xtend	4.8	48.3	4.3	2.0	0	2491	80.4
USG	7483XFS	XtendFlex/STS	4.8	48.3	3.0	2.0	2	2667	81.7
USG	7487XTS	Xtend/STS	4.8	59.0	2.3	2.0	0	2615	69.1
Virginia Tech	V16-0293	Conv	4.8	54.0	3.3	2.0	0	2421	78.5
Virginia Tech	V17-0460	Conv	4.8	46.3	4.7	3.0	0	2952	61.4
Virginia Tech	V17-2478R	RR	4.9	53.3	3.0	2.0	0	2880	62.9
LSD P=.10				3.3	0.7	0.2	0.6	131	13.5
CV				4.7	17.6	8.1	164	3.4	13.8
Grand Mean				50.7	3.1	2.1	0.3	2789	72.1

Table 4d. Performance of full-season late maturity group 4 entries at Suffolk VA, 2022.

Brand	U of Missouri	Herbicide Resistance	Rel. Mat.	Mature Date	Height (in)	Lodging (1-5) ²	Seed			Yield (Bu/A)
							Quality (1-5)	PSS (%)	Seed Size (seed/lb)	
Asgrow	AG46XF2	XtendFlex	4.6	46	36.3	2.0	2.0	0	2770	66.9
Asgrow	AG47XF3	XtendFlex/STS	4.7	43	37.3	1.0	2.0	2	2696	57.6
Asgrow	AG48XF2	XtendFlex	4.8	44	37.3	2.3	1.7	0	2390	71.1
Asgrow	AG48XF3	XtendFlex/STS	4.8	45	38.7	1.3	1.7	0	2497	71.7
Asgrow	AG49XF3	XtendFlex	4.9	47	38.3	1.7	1.7	0	2906	69.2
Dyna-Gro	S47XF23S	XtendFlex/STS	4.7	41	34.7	1.0	1.3	0	2793	61.1
Dyna-Gro	S48EN73	Enlist E3	4.8	45	35.7	1.0	2.0	2	2983	66.6
Dyna-Gro	S48XF61S	XtendFlex/STS	4.8	47	37.0	1.3	1.7	1	2287	67.7
Dyna-Gro	S48XT90	Xtend	4.8	45	37.7	1.7	2.0	1	2440	67.0
Dyna-Gro	S49EN12	Enlist E3	4.9	47	35.0	2.0	1.3	0	2730	58.4
FS HiSOY	HS47E90	Enlist E3	4.7	45	37.0	1.3	1.7	0	2757	68.4
Hubner	H48-31XF	XtendFlex	4.8	47	46.3	1.3	1.7	1	2328	66.2
Innotech	4737E3	Enlist E3	4.7	43	31.7	1.7	1.3	0	2904	62.4
JV	4.8JV	Enlist E3	4.8	45	34.3	1.0	2.0	1	3153	70.2
Mid-Atlantic Seeds	MAS4721E3/STS	Enlist E3	4.7	46	31.3	1.3	1.7	0	2868	57.7
MorSoy	MS4852XF	XtendFlex	4.8	43	35.3	1.0	1.7	1	2926	58.4
NK	NK48-H3XFS	XtendFlex/STS	4.8	47	32.3	1.7	2.0	2	2880	64.7
Perdue	P48MO21	Conv	4.8	47	33.3	2.3	2.0	0	3055	64.5
Public	S14-15138GT	GT/STS	4.8	45	33.7	1.0	2.0	0	2884	59.2
Revere	4727XFS	XtendFlex/STS	4.7	44	35.7	1.0	2.0	0	2780	66.9
Revere	4795XS	Xtend/STS	4.7	42	32.3	1.0	1.7	0	2719	70.9
Revere	4806XS	Xtend/STS	4.8	43	37.7	1.7	2.0	0	2515	71.5
Revere	4826XF	XtendFlex	4.8	45	36.7	1.7	1.7	0	2461	77.7
Revere	4925XFS	XtendFlex/STS	4.9	46	37.7	1.7	2.0	0	2840	63.5
Seed Consultants	SC7472E	Enlist E3	4.7	45	37.3	1.3	3.0	1	2719	69.0
Stine	48EB02	Enlist E3	4.8	46	34.3	1.7	2.7	0	3213	59.9
U Missouri	S17-2066C	Conv	4.9	44	37.3	2.3	2.0	0	2857	74.2
U Missouri	S17-2193C	Conv	4.7	43	40.0	1.7	2.0	0	3044	64.5
USG	7472ETS	Enlist E3/STS	4.7	45	31.0	1.0	2.0	0	3178	66.1
USG	7472XFS	XtendFlex/STS	4.7	42	37.0	1.7	2.0	0	2615	63.0
USG	7480XT	Xtend	4.8	45	37.0	1.7	2.0	0	2395	72.0
USG	7483XFS	XtendFlex/STS	4.8	43	35.3	1.7	2.3	1	2809	70.6
USG	7487XTS	Xtend/STS	4.8	46	45.7	2.0	2.0	1	2407	75.3
Virginia Tech	V16-0293	Conv	4.8	46	40.7	2.0	2.0	0	2600	69.8
Virginia Tech	V17-0460	Conv	4.8	47	34.0	1.3	2.0	0	3039	62.3
Virginia Tech	V17-2478R	RR	4.9	44	36.3	2.0	2.0	0	2814	49.8
LSD P=.10				2.2	3.4	0.7	0.5	0.8	167	9.9
CV				3.6	6.8	34.4	19.6	134	4.5	11.0
Grand Mean				44.9	36.4	1.5	1.9	0.4	2757	66.0

Table 4e. Performance of full-season late maturity group 4 entries at Warsaw VA, 2022¹.

Brand	U of Missouri	Herbicide Resistance	Rel. Mat.	Mature Date	Height (in)	Lodging (1-5) ²	Seed			Yield (Bu/A)
							Quality (1-5)	PSS (%)	Seed Size (seed/lb)	
Asgrow	AG46XF2	XtendFlex	4.6	29	42.7	2.2	3.0	1	3820	79.5
Asgrow	AG47XF3	XtendFlex/STS	4.7	33	48.3	2.1	2.7	2	3051	73.9
Asgrow	AG48XF2	XtendFlex	4.8	29	39.3	2.2	3.0	1	2920	67.1
Asgrow	AG48XF3	XtendFlex/STS	4.8	34	45.3	1.8	2.7	3	3043	71.4
Asgrow	AG49XF3	XtendFlex	4.9	36	42.7	1.5	2.3	1	3423	77.4
Dyna-Gro	S47XF23S	XtendFlex/STS	4.7	28	39.0	2.1	3.0	1	3416	72.2
Dyna-Gro	S48EN73	Enlist E3	4.8	30	38.0	1.4	3.0	1	3783	56.4
Dyna-Gro	S48XF61S	XtendFlex/STS	4.8	28	41.3	1.5	3.0	1	3082	63.4
Dyna-Gro	S48XT90	Xtend	4.8	29	42.3	1.7	3.0	2	3222	63.3
Dyna-Gro	S49EN12	Enlist E3	4.9	28	38.0	1.1	3.0	1	3597	54.9
FS HISOY	HS47E90	Enlist E3	4.7	26	40.3	1.6	3.0	0	3530	66.0
Hubner	H48-31XF	XtendFlex	4.8	38	52.7	1.9	2.0	2	3001	74.5
Innotech	4737E3	Enlist E3	4.7	33	35.0	1.6	2.7	1	3694	66.1
JV	4.8JV	Enlist E3	4.8	26	39.7	1.5	3.0	1	3763	60.5
Mid-Atlantic Seeds	MAS4721E3/STS	Enlist E3	4.7	26	41.0	2.5	3.0	1	3714	60.1
MorSoy	MS4852XF	XtendFlex	4.8	33	45.0	1.8	2.0	1	3186	72.4
NK	NK48-H3XFS	XtendFlex/STS	4.8	35	41.0	3.0	2.3	3	3221	73.8
Perdue	P48MO21	Conv	4.8				2.0	1	3367	51.1
Public	S14-15138GT	GT/STS	4.8	31	39.7	2.0	3.0	0	2966	62.9
Revere	4727XFS	XtendFlex/STS	4.7	28	42.7	1.9	2.0	2	3495	69.5
Revere	4795XS	Xtend/STS	4.7	30	38.7	1.5	2.0	1	3375	71.4
Revere	4806XS	Xtend/STS	4.8	30	40.3	2.0	2.0	2	3432	62.5
Revere	4826XF	XtendFlex/STS	4.8	29	41.0	1.5	2.0	1	3150	62.7
Revere	4925XFS	XtendFlex/STS	4.9	34	45.0	2.6	2.0	1	3471	66.7
Seed Consultants	SC7472E	Enlist E3	4.7	27	41.3	1.7	4.0	2	3385	70.5
Stine	48EB02	Enlist E3	4.8	26	39.7	1.2	3.0	1	3910	60.1
U Missouri	S17-2066C	Conv	4.9				2.0	0	3112	55.6
U Missouri	S17-2193C	Conv	4.7				2.0	2	3213	47.2
USG	7472ETS	Enlist E3/STS	4.7	25	36.0	1.3	2.7	0	4203	56.8
USG	7472XFS	XtendFlex/STS	4.7	23	41.0	2.9	2.3	3	3169	65.7
USG	7480XT	Xtend	4.8	31	43.0	2.7	2.0	1	3033	64.1
USG	7483XFS	XtendFlex/STS	4.8	26	40.0	1.5	2.3	1	3727	69.9
USG	7487XTS	Xtend/STS	4.8	35	49.0	1.7	2.0	0	3032	78.7
Virginia Tech	V16-0293	Conv	4.8				2.0	2	2883	50.3
Virginia Tech	V17-0460	Conv	4.8				2.0	0	3507	40.8
Virginia Tech	V17-2478R	RR	4.9	27	40.7	1.6	2.0	1	3374	59.0
LSD P=.10				6.0	3.5	0.9	0.4	1.7	332	13.3
CV				14.7	6.2	33.8	12.8	99	7.2	15.0
Grand Mean				29.8	41.6	1.9	2.5	1.3	3369	64.4

Table 5a. Performance of full-season early maturity group 5 entries at Blackstone VA, 2022.

Brand	Variety	Herbicide Resistance	Rel. Mat.	Height (in)	Lodging (1-5)2	Shatter (%)	Seed			Yield (Bu/A)
							Quality (1-5)	PSS (%)	Seed Size (seed/lb)	
Asgrow	AG53XF2	XtendFlex	5.3	31.7	1.0	0	1.7	0	2904	57.7
Asgrow	AG54XF0	XtendFlex/STS	5.4	37.7	1.0	0	1.7	0	3397	53.8
Dyna-Gro	S51EN62	Enlist E3	5.1	35.0	1.0	0	1.7	0	3707	58.6
Dyna-Gro	S52XT91	Xtend	5.2	31.7	1.0	0	2.0	0	3403	58.1
Dyna-Gro	S54XF62	XtendFlex	5.4	30.3	1.0	1	1.7	0	3432	53.9
Dyna-Gro	SX22751XF	XtendFlex/STS	5.1	32.0	1.0	0	1.7	1	3506	56.4
FS HiSOY	HS50E21	Enlist E3	5	33.7	1.0	3	2.0	0	3190	57.5
FS HiSOY	HS54E10	Enlist E3	5.4	44.0	2.0	0	2.0	0	4117	43.5
FS HiSOY	HS54F10	XtendFlex	5.4	31.0	1.0	0	2.0	0	3682	52.6
Hubner	H51-22XF	XtendFlex	5.1	33.3	1.0	0	2.0	1	3310	56.7
Hubner	H54-10XF	XtendFlex	5.4	41.0	1.0	2	1.3	0	3566	53.3
Innotech	5143E3	Enlist E3	5.1	33.3	1.3	0	2.0	2	2688	66.7
Innotech	5360E3	Enlist E3	5.1	26.3	1.0	1	2.0	1	3169	39.8
JV	5.1JV	Enlist E3	5.1	29.3	1.3	3	2.3	1	3208	39.1
MorSoy	MS5110E	Enlist E3	5.1	31.0	1.0	2	2.0	0	3278	55.9
MorSoy	MS5461E	Enlist E3	5.4	45.7	1.7	0	2.0	0	3782	52.2
Pioneer	P52A05X	Xtend	5.2	33.0	1.0	1	2.0	0	3863	50.6
Revere	5429E3	Enlist E3	5.4	45.7	2.0	0	2.0	1	3964	47.9
Revere	5029XF	XtendFlex	5	34.0	1.3	0	2.0	1	2812	62.3
Southern Harvest	SH5223E3	Enlist E3	5.2	26.0	1.0	2	2.0	1	3272	40.6
Stine	50EE12	Enlist E3	5	29.7	1.0	1	1.7	1	3166	45.7
Stine	54EE02	Enlist E3	5.4	27.0	3.7	0	2.0	0	4102	46.8
U Missouri	S16-14869C	Conv	5.3	32.3	3.3	3	1.3	1	3479	50.3
U Missouri	S17-2509C	Conv	5	30.7	2.3	1	2.0	0	3237	55.1
U Missouri	S18-6097C	Conv	5	30.0	1.0	0	2.0	0	3975	58.7
USG	7542ET	Enlist E3	5.4	44.0	1.3	0	2.0	1	3827	55.2
Virginia Tech	V16-0157	Conv	5.4	31.3	1.0	3	1.0	0	3589	51.7
Virginia Tech	V17-2361R	RR	5.3	38.3	1.3	0	2.0	0	3014	55.0
Virginia Tech	V17-2933R	RR	5	41.7	1.0	0	1.7	0	3815	64.5
Virginia Tech	V18-2376	Conv	5.1	25.7	1.0	0	2.0	0	4197	52.5
LSD P=.10				2.9	0.5	2.7	0.5	0.9	310	8.3
CV				6.4	29.6	207.0	19.2	149	6.6	11.4
Grand Mean				33.7	1.3	0.9	1.8	0.4	3466	53.4

Table 5b. Performance of full-season early maturity group 5 entries at Eastern Shore VA, 2022.

Brand	Variety	Herbicide Resistance	Rel. Mat.	Height (in)	Lodging (1-5)2	Seed		Seed Size (seed/lb)	Yield (Bu/A)
						Quality (1-5)	PSS (%)		
Asgrow	AG53XF2	XtendFlex	5.3	35.3	1.0	2.7	2	3196	41.1
Asgrow	AG54XF0	XtendFlex/STS	5.4	36.0	1.0	3.0	0	2848	50.5
Dyna-Gro	S51EN62	Enlist E3	5.1	35.3	1.0	2.7	1	3248	44.9
Dyna-Gro	S52XT91	Xtend	5.2	34.3	1.0	2.0	2	3372	45.9
Dyna-Gro	S54XF62	XtendFlex	5.4	34.7	1.3	2.3	0	3359	44.8
Dyna-Gro	SX22751XF	XtendFlex/STS	5.1	32.0	1.0	2.3	3	3299	46.7
FS HiSOY	HS50E21	Enlist E3	5	39.0	1.0	3.0	2	3311	42.3
FS HiSOY	HS54E10	Enlist E3	5.4	40.0	1.3	3.0	1	3136	44.9
FS HiSOY	HS54F10	XtendFlex	5.4	35.3	1.0	2.7	1	3509	43.3
Hubner	H51-22XF	XtendFlex	5.1	39.0	1.0	2.7	1	3416	43.7
Hubner	H54-10XF	XtendFlex	5.4	41.7	1.0	2.3	1	3116	46.3
Innotech	5143E3	Enlist E3	5.1	35.7	1.0	3.0	4	3081	52.0
Innotech	5360E3	Enlist E3	5.1	28.7	1.0	3.0	1	3105	39.3
JV	5.1JV	Enlist E3	5.1	30.7	1.0	3.0	4	3209	39.4
MorSoy	MS5110E	Enlist E3	5.1	33.3	1.3	3.0	4	2838	52.2
MorSoy	MS5461E	Enlist E3	5.4	37.7	1.0	3.0	2	3007	49.9
Pioneer	P52A05X	Xtend	5.2	34.3	1.0	3.0	1	3268	49.3
Revere	5429E3	Enlist E3	5.4	38.7	1.0	2.7	0	3293	48.8
Revere	5029XF	XtendFlex	5	38.0	1.0	2.7	3	2860	44.4
Southern Harvest	SH5223E3	Enlist E3	5.2	30.7	1.0	2.7	2	3340	45.1
Stine	50EE12	Enlist E3	5	33.0	1.0	3.0	1	3330	42.6
Stine	54EE02	Enlist E3	5.4	34.0	1.3	3.0	1	3223	43.2
U Missouri	S16-14869C	Conv	5.3	40.3	2.7	2.7	1	3339	40.4
U Missouri	S17-2509C	Conv	5	38.0	1.3	2.3	1	3329	45.1
U Missouri	S18-6097C	Conv	5	25.7	1.5	3.0	1	3614	43.0
USG	7542ET	Enlist E3	5.4	38.7	1.0	3.3	4	2979	46.9
Virginia Tech	V16-0157	Conv	5.4	36.0	1.0	2.3	1	3335	43.6
Virginia Tech	V17-2361R	RR	5.3	34.7	1.3	3.0	1	3100	42.3
Virginia Tech	V17-2933R	RR	5	40.7	1.7	2.7	1	3730	38.4
Virginia Tech	V18-2376	Conv	5.1	30.0	1.0	2.3	2	3639	49.1
LSD P=.10				6.6	0.4	0.6	2.0	319	5.7
CV				13.7	27.8	15.2	91	7.2	9.3
Grand Mean				35.3	1.2	2.8	1.6	3236	44.8

Table 5c. Performance of full-season early maturity group 5 entries at Orange VA, 2022.

Brand	Variety	Herbicide Resistance	Rel. Mat.	Height (in)	Lodging (1-5)2	Seed			Yield (Bu/A)
						Quality (1-5)	PSS (%)	Seed Size (seed/lb)	
Asgrow	AG53XF2	XtendFlex	5.3	53.7	2.7	2.0	0	2565	74.5
Asgrow	AG54XF0	XtendFlex/STS	5.4	54.3	2.7	2.0	0	2650	77.2
Dyna-Gro	S51EN62	Enlist E3	5.1	52.3	2.7	2.0	0	3194	55.1
Dyna-Gro	S52XT91	Xtend	5.2	47.3	3.3	2.0	1	3089	68.4
Dyna-Gro	S54XF62	XtendFlex	5.4	43.7	4.3	2.0	0	3019	53.9
Dyna-Gro	SX22751XF	XtendFlex/STS	5.1	49.3	3.0	2.3	1	2889	63.1
FS HiSOY	HS50E21	Enlist E3	5	53.0	4.7	2.3	0	3275	53.6
FS HiSOY	HS54E10	Enlist E3	5.4	55.0	4.7	2.0	0	3307	46.0
FS HiSOY	HS54F10	XtendFlex	5.4	42.0	3.7	2.0	0	2937	56.3
Hubner	H51-22XF	XtendFlex	5.1	55.0	2.0	2.0	0	2709	72.9
Hubner	H54-10XF	XtendFlex	5.4	52.7	3.0	2.0	0	2988	59.1
Innotech	5143E3	Enlist E3	5.1	50.0	4.7	2.7	1	2595	67.3
Innotech	5360E3	Enlist E3	5.1	45.3	3.0	2.0	1	2658	54.9
JV	5.1JV	Enlist E3	5.1	42.0	4.0	2.0	0	2677	57.7
MorSoy	MS5110E	Enlist E3	5.1	46.0	4.7	2.0	1	2907	56.0
MorSoy	MS5461E	Enlist E3	5.4	55.7	4.7	2.0	0	3284	57.0
Pioneer	P52A05X	Xtend	5.2	41.3	4.3	2.0	0	3065	66.7
Revere	5429E3	Enlist E3	5.4	57.3	4.0	2.3	0	3177	48.4
Revere	5029XF	XtendFlex	5	56.0	3.3	2.0	1	2458	66.2
Southern Harvest	SH5223E3	Enlist E3	5.2	42.3	3.7	2.0	0	2599	59.9
Stine	50EE12	Enlist E3	5	48.7	3.3	2.0	0	2826	67.7
Stine	54EE02	Enlist E3	5.4	35.0	5.0	2.7	0	3183	36.8
U Missouri	S16-14869C	Conv	5.3	37.7	5.0	2.0	0	2884	49.5
U Missouri	S17-2509C	Conv	5	45.3	5.0	2.0	0	2834	37.7
U Missouri	S18-6097C	Conv	5	39.0	4.7	2.0	0	3253	51.3
USG	7542ET	Enlist E3	5.4	58.7	5.0	2.0	0	3192	59.2
Virginia Tech	V16-0157	Conv	5.4	43.7	3.7	2.0	0	2697	66.8
Virginia Tech	V17-2361R	RR	5.3	55.7	4.3	2.0	0	2687	58.6
Virginia Tech	V17-2933R	RR	5	58.3	3.7	2.0	0	3244	61.1
Virginia Tech	V18-2376	Conv	5.1	37.3	3.3	2.0	0	3018	66.9
LSD P=.10				4.3	0.9	0.3	0.7	153	10.6
CV				6.5	16.3	11.2	240	3.9	13.2
Grand Mean				48.1	3.8	2.1	0.2	2907	59.1

Table 5d. Performance of full-season early maturity group 5 entries at Suffolk VA, 2022.

Brand	Variety	Herbicide Resistance	Rel. Mat.	Mature Date	Height (in)	Lodging (1-5)2	Seed			Yield (Bu/A)
							Quality (1-5)	PSS (%)	Seed Size (seed/lb)	
Asgrow	AG53XF2	XtendFlex	5.3	45	40.0	1.0	2.0	0	2724	67.4
Asgrow	AG54XF0	XtendFlex/STS	5.4	51	44.7	1.7	2.0	0	2567	74.8
Dyna-Gro	S51EN62	Enlist E3	5.1	43	39.3	1.0	2.7	0	3199	67.4
Dyna-Gro	S52XT91	Xtend	5.2	45	37.0	1.0	2.0	2	3047	78.0
Dyna-Gro	S54XF62	XtendFlex	5.4	45	34.7	1.0	2.0	0	2868	70.8
Dyna-Gro	SX22751XF	XtendFlex/STS	5.1	44	37.0	1.0	2.0	0	3084	65.3
FS HiSOY	HS50E21	Enlist E3	5	45	38.3	1.0	2.0	1	3027	69.0
FS HiSOY	HS54E10	Enlist E3	5.4	50	48.3	2.3	2.3	0	3040	69.9
FS HiSOY	HS54F10	XtendFlex	5.4	51	34.7	1.3	2.0	0	2864	68.8
Hubner	H51-22XF	XtendFlex	5.1	44	41.7	1.0	2.0	0	2724	63.8
Hubner	H54-10XF	XtendFlex	5.4	48	45.0	1.7	2.0	0	2667	68.9
Innotech	5143E3	Enlist E3	5.1	45	38.3	1.0	3.0	0	2635	86.2
Innotech	5360E3	Enlist E3	5.1	45	35.7	1.0	2.7	0	2766	64.2
JV	5.1JV	Enlist E3	5.1	46	34.3	1.0	2.0	0	2736	55.1
MorSoy	MS5110E	Enlist E3	5.1	47	37.7	2.0	3.0	1	2791	74.0
MorSoy	MS5461E	Enlist E3	5.4	51	47.3	2.0	2.0	0	3095	72.8
Pioneer	P52A05X	Xtend	5.2	46	34.3	1.0	2.0	0	3045	80.0
Revere	5429E3	Enlist E3	5.4	48	48.7	2.0	2.3	0	3072	73.0
Revere	5029XF	XtendFlex	5	46	39.7	2.0	2.0	0	2460	75.0
Southern Harvest	SH5223E3	Enlist E3	5.2	45	33.7	1.0	2.3	0	2789	60.6
Stine	50EE12	Enlist E3	5	45	36.7	1.3	2.0	1	2809	66.2
Stine	54EE02	Enlist E3	5.4	47	30.7	1.3	3.0	0	2907	74.1
U Missouri	S16-14869C	Conv	5.3	47	37.3	2.7	2.0	0	2716	78.5
U Missouri	S17-2509C	Conv	5	45	35.7	1.3	2.0	0	2555	69.8
U Missouri	S18-6097C	Conv	5	45	33.3	1.0	2.0	0	3095	71.7
USG	7542ET	Enlist E3	5.4	50	50.0	2.3	2.3	0	3068	71.1
Virginia Tech	V16-0157	Conv	5.4	45	33.7	1.0	2.0	0	2709	76.7
Virginia Tech	V17-2361R	RR	5.3	45	39.7	1.3	2.0	1	2600	63.7
Virginia Tech	V17-2933R	RR	5	46	45.3	2.3	2.0	0	3349	60.8
Virginia Tech	V18-2376	Conv	5.1	44	28.0	1.0	2.0	0	3160	71.2
LSD P=.10				1.8	3.2	0.5	0.3	0.7	130	8.8
CV				2.9	6.1	23.9	10.8	210	3.3	9.1
Grand Mean				46.2	38.5	1.4	2.2	0.3	2851	70.4

Table 5e. Performance of full-season early maturity group 5 entries at Warsaw VA, 2022¹.

Brand	Variety	Herbicide Resistance	Rel. Mat.	Mature Date	Height (in)	Lodging (1-5) ²	Seed		Yield (Bu/A)	
							Quality (1-5)	PSS (%)		
Asgrow	AG53XF2	XtendFlex	5.3	43	51.0	1.2	2.0	3	2842	82.2
Asgrow	AG54XF0	XtendFlex/STS	5.4	45	51.7	1.1	2.0	0	2690	85.1
Dyna-Gro	S51EN62	Enlist E3	5.1	40	49.7	1.0	3.0	0	3333	88.6
Dyna-Gro	S52XT91	Xtend	5.2	38	44.3	1.2	2.0	1	3256	82.7
Dyna-Gro	S54XF62	XtendFlex	5.4	40	36.0	1.0	2.0	0	3068	76.6
Dyna-Gro	SX22751XF	XtendFlex/STS	5.1	40	46.0	1.9	2.0	2	3002	82.2
FS HiSOY	HS50E21	Enlist E3	5	43	49.7	1.9	2.7	5	2919	84.7
FS HiSOY	HS54E10	Enlist E3	5.4	48	55.3	1.8	3.0	0	3054	82.7
FS HiSOY	HS54F10	XtendFlex	5.4	45	35.7	1.0	2.0	0	2984	80.5
Hubner	H51-22XF	XtendFlex	5.1	40	51.3	1.4	2.0	0	2871	86.5
Hubner	H54-10XF	XtendFlex	5.4	43	55.7	1.1	2.0	0	2905	83.2
Innotech	5143E3	Enlist E3	5.1	40	48.7	1.4	3.0	3	2764	89.9
Innotech	5360E3	Innotech	5.1	43	44.3	1.5	2.7	2	2705	88.6
JV	5.1JV	Enlist E3	5.1	41	41.7	1.2	2.3	2	2844	76.2
MorSoy	MS5110E	Enlist E3	5.1	40	46.7	1.9	3.0	1	2978	88.7
MorSoy	MS5461E	Enlist E3	5.4	48	55.0	1.5	2.3	0	3089	81.5
Pioneer	P52A05X	Xtend	5.2	41	37.7	1.0	2.0	0	3139	85.4
Revere	5429E3	Enlist E3	5.4	49	55.3	1.7	2.3	0	2970	80.1
Revere	5029XF	XtendFlex	5	40	51.0	1.7	2.0	4	2514	95.5
Southern Harvest	SH5223E3	Enlist E3	5.2	39	44.0	1.2	2.3	2	2874	76.9
Stine	50EE12	Enlist E3	5	40	47.3	1.4	2.7	1	2951	87.4
Stine	54EE02	Enlist E3	5.4	47	37.7	1.7	3.0	0	2838	77.3
U Missouri	S16-14869C	Conv	5.3	---	29.0	1.3	2.0	0	2985	63.4
U Missouri	S17-2509C	Conv	5	---	30.3	1.2	2.0	0	2669	72.0
U Missouri	S18-6097C	Conv	5	---	27.0	1.0	2.0	0	3067	68.8
USG	7542ET	Enlist E3	5.4	48	54.7	1.6	3.0	0	3070	79.7
Virginia Tech	V16-0157	Conv	5.4	---	22.7	1.0	2.0	0	2732	47.1
Virginia Tech	V17-2361R	RR	5.3	40	52.0	1.4	2.0	2	2524	84.6
Virginia Tech	V17-2933R	RR	5	42	55.0	1.2	2.0	2	3388	71.5
Virginia Tech	V18-2376	Conv	5.1	---	19.0	1.0	2.0	0	3284	52.9
LSD P=.10				2.6	3.1	0.6	0.4	2	179	11.2
CV				4.6	5.2	30.3	11.9	110	4.5	10.2
Grand Mean				42.4	43.8	1.4	2.3	1	2918	80.2

Table 6a. Performance of full-season late-maturity group 5 entries at Blackstone VA, 2022.

Brand	Variety	Herbicide Resistance	Rel. Mat.	Height (in)	Lodging (1-5) ²	Shatter (%)	Seed			Yield (Bu/A)
							Quality (1-5)	PSS (%)	Seed Size (seed/lb)	
Asgrow	AG54XF0	XtendFlex/STS	5.4	34.3	1.2	0	1.7	0	3487	45.3
Asgrow	AG56XF2	XtendFlex	5.6	32.0	1.3	0	2.3	0	3337	48.4
Asgrow	AG57XF1	XtendFlex/STS	5.7	50.3	1.7	0	2.0	0	3534	37.6
Dyna-Gro	S58XT30	Xtend	5.8	35.0	1.3	0	2.0	0	3526	48.9
Revere	5797X	Xtend	5.7	36.0	1.3	0	2.3	0	3587	46.6
MorSoy	MS5640XF	XtendFlex	5.6	32.3	1.5	0	2.0	0	3407	50.1
Perdue	P60GO21	Conv	6.0	25.7	1.2	0	2.3	0	4367	32.6
Seed Consultants	SC7562E	Enlist E3	5.6	31.3	1.5	0	3.0	1	3650	50.3
Southern Harvest	SH5523E3	Enlist E3	5.5	44.7	1.5	0	2.7	0	4240	42.8
Southern Harvest	SH5822E3	Enlist E3/STS	5.8	40.0	2.2	0	2.0	0	4717	42.9
Virginia Tech	V15-2261ST	STS	5.5	28.3	1.1	0	2.0	0	3542	52.1
Virginia Tech	V18-0400	Conv	5.8	20.0	1.0	0	2.3	0	3845	40.8
LSD P=.10				4.4	0.5	-	0.7	0.6	396	6.6
CV				9.2	25.3	0.0	22.3	336	7.5	10.5
Grand Mean				34.0	1.4	0.0	2.2	0.1	3778	45.3

Table 6a. Performance of full-season late-maturity group 5 entries at Eastern Shore VA, 2022.

Brand	Variety	Herbicide Resistance	Rel. Mat.	Height (in)	Lodging (1-5) ²	Seed			Yield (Bu/A)
						Quality (1-5)	PSS (%)	Seed Size (seed/lb)	
Asgrow	AG54XF0	XtendFlex/STS	5.4	35.0	1.3	2.7	1	3197	41.5
Asgrow	AG56XF2	XtendFlex	5.6	37.7	1.3	2.3	2	3406	37.5
Asgrow	AG57XF1	XtendFlex/STS	5.7	42.3	1.0	2.7	1	2703	37.1
Dyna-Gro	S58XT30	Xtend	5.8	34.3	1.3	3.0	1	2982	48.0
Revere	5797X	Xtend	5.7	39.3	1.0	2.7	0	2955	44.4
MorSoy	MS5640XF	XtendFlex	5.6	39.3	1.0	2.0	0	3339	38.7
Perdue	P60GO21	Conv	6.0	39.3	3.3	2.7	0	3775	30.1
Seed Consultants	SC7562E	Enlist E3	5.6	37.0	1.7	2.7	2	3434	40.4
Southern Harvest	SH5523E3	Enlist E3	5.5	36.7	2.7	2.7	1	3520	34.6
Southern Harvest	SH5822E3	Enlist E3/STS	5.8	35.0	1.7	2.7	2	3943	41.0
Virginia Tech	V15-2261ST	STS	5.5	32.0	1.7	2.0	3	3499	34.5
Virginia Tech	V18-0400	Conv	5.8	31.7	2.3	2.3	1	3550	41.1
LSD P=.10				3.9	0.8	0.7	1.5	215	6.9
CV				7.7	32.2	19.5	108	4.6	12.8
Grand Mean				36.5	1.7	2.5	1.0	3352	38.7

Table 6a. Performance of full-season late-maturity group 5 entries at Orange VA, 2022.

Brand	Variety	Herbicide Resistance	Rel. Mat.	Height (in)	Lodging (1-5) ²	Seed			Yield (Bu/A)
						Quality (1-5)	PSS (%)	Seed Size (seed/lb)	
Asgrow	AG54XF0	XtendFlex/STS	5.4	56.7	1.8	2.0	0	2630	65.7
Asgrow	AG56XF2	XtendFlex	5.6	48.0	2.8	2.0	0	2705	67.6
Asgrow	AG57XF1	XtendFlex/STS	5.7	60.7	2.7	2.0	0	2538	41.6
Dyna-Gro	S58XT30	Xtend	5.8	45.3	2.8	2.0	0	2997	61.1
Revere	5797X	Xtend	5.7	49.7	3.2	2.0	0	3065	49.3
MorSoy	MS5640XF	XtendFlex	5.6	46.0	3.3	2.0	0	2804	63.5
Perdue	P60GO21	Conv	6.0	42.0	4.5	2.3	0	3841	28.6
Seed Consultants	SC7562E	Enlist E3	5.6	40.3	4.7	2.0	0	3029	33.5
Southern Harvest	SH5523E3	Enlist E3	5.5	60.7	3.5	2.0	0	3192	52.8
Southern Harvest	SH5822E3	Enlist E3/STS	5.8	50.0	3.7	2.0	0	3347	41.8
Virginia Tech	V15-2261ST	STS	5.5	42.3	3.8	2.0	0	2816	51.7
Virginia Tech	V18-0400	Conv	5.8	40.3	4.2	2.0	0	3083	57.0
LSD P=.10				5.9	0.6	0.2	0.4	154	10.3
CV				8.8	12.3	7.9	361	3.6	14.4
Grand Mean				48.1	3.4	2.0	0.1	3041	50.9

Table 6a. Performance of full-season late-maturity group 5 entries at Suffolk VA, 2022.

Brand	Variety	Herbicide Resistance	Rel. Mat.	Mature Date	Height (in)	Lodging (1-5)	Seed			Yield (Bu/A)
							Quality (1-5)	PSS (%)	Seed Size (seed/lb)	
Asgrow	AG54XF0	XtendFlex/STS	5.4	50	42.0	1.7	2.0	0	2573	69.6
Asgrow	AG56XF2	XtendFlex	5.6	47	39.3	1.3	2.0	0	2663	64.2
Asgrow	AG57XF1	XtendFlex/STS	5.7	49	56.0	3.7	2.3	0	2233	69.1
Dyna-Gro	S58XT30	Xtend	5.8	52	35.0	2.0	2.0	0	2676	70.2
Revere	5797X	Xtend	5.7	57	37.3	2.0	2.0	0	2679	67.3
MorSoy	MS5640XF	XtendFlex	5.6	48	35.0	1.0	2.3	0	2744	70.3
Perdue	P60GO21	Conv	6.0	52	41.0	3.3	2.0	0	3322	60.1
Seed Consultants	SC7562E	Enlist E3	5.6	47	35.7	2.3	3.0	0	2792	66.5
Southern Harvest	SH5523E3	Enlist E3	5.5	51	47.7	2.7	3.0	0	3162	61.5
Southern Harvest	SH5822E3	Enlist E3/STS	5.8	52	43.7	3.0	3.0	0	3294	61.9
Virginia Tech	V15-2261ST	STS	5.5	47	33.7	1.0	2.0	0	2759	65.1
Virginia Tech	V18-0400	Conv	5.8	45	30.7	1.0	2.0	0	3002	71.5
LSD P=.10				13.4	5.0	0.6	0.3	0.2	108	6.5
CV				19.6	9.1	20.2	9.5	625	2.7	7.0
Grand Mean				48.7	39.1	2.0	2.3	0.0	2827	66.4

Table 6a. Performance of full-season late-maturity group 5 entries at Warsaw VA, 2022¹.

Brand	Variety	Herbicide Resistance	Rel. Mat.	Mature Date	Height (in)	Lodging (1-5) ²	Seed			Yield (Bu/A)
							Quality (1-5)	PSS (%)	Seed Size (seed/lb)	
Asgrow	AG54XF0	XtendFlex/STS	5.4	47.0	51.7	1.5	2.0	0	2743	79.8
Asgrow	AG56XF2	XtendFlex	5.6	42.3	43.7	1.6	2.0	0	2865	85.4
Asgrow	AG57XF1	XtendFlex/STS	5.7	63.3	62.0	1.8	2.0	0	2580	75.7
Dyna-Gro	S58XT30	Xtend	5.8	50.0	41.7	1.4	2.0	0	2939	83.3
MorSoy	MS5640XF	XtendFlex	5.6	44.7	42.3	1.2	2.0	0	2924	94.8
Perdue	P60GO21	Conv	6.0		27.3	1.7	2.0	0	3647	53.2
Revere	5797X	Xtend	5.7	53.3	43.3	1.5	2.0	0	3020	77.3
Seed Consultants	SC7562E	Enlist E3	5.6	44.0	36.3	2.6	3.0	0	3003	80.8
Southern Harvest	SH5523E3	Enlist E3	5.5	48.7	53.0	2.5	2.7	1	3104	72.2
Southern Harvest	SH5822E3	Enlist E3/STS	5.8	49.7	49.3	3.3	2.0	0	3662	74.0
Virginia Tech	V15-2261ST	STS	5.5		31.7	1.0	2.0	0	2923	71.3
Virginia Tech	V18-0400	Conv	5.8		25.3	1.0	2.0	0	3053	70.2
LSD P=.10				2.3	4.7	0.6	0.2	0.4	104	8.7
CV				3.2	8.0	25.8	8.0	249	2.4	8.0
Grand Mean				49.7	42.2	1.8	2.1	0.1	3025	77.8

Table 7a. Performance of double-crop early-maturity group 4 entries at Orange VA, 2022.

Brand	Variety	Herbicide Resistance	Rel. Mat.	Height (in)	Lodging (1-5)2	Seed			Yield (Bu/A)
						Quality (1-5)	PSS (%)	Seed Size (seed/lb)	
Asgrow	AG41XF2	XtendFlex	4.1	37.7	1.3	1.3	0	2773	65.8
Asgrow	AG43XF2	XtendFlex	4.3	36.7	1.0	2.0	0	3191	53.2
Asgrow	AG46XF2	XtendFlex/STS	4.6	38.3	2.3	2.0	0	3179	57.3
DONMARIO SEEDS	DM46E62	Enlist E3	4.6	34.7	3.7	2.0	0	4110	50.7
Dyna-Gro	S46E591	Enlist E3/STS	4.6	39.3	2.7	2.0	0	3058	54.0
Dyna-Gro	S46XF31S	XtendFlex/STS	4.6	39.7	2.3	2.0	0	2876	61.2
Hubner	H42-31XF	XtendFlex	4.2	38.0	1.3	2.0	0	3000	57.0
JV	3.9JV	Enlist E3	3.9	32.7	1.3	2.3	0	2724	57.8
JV	4.6JV	Enlist E3	4.6	36.3	2.0	2.0	0	3081	53.2
Mid-Atlantic Seeds	MAS3884GT/LL	Enlist E3	3.8	34.7	3.0	1.7	0	2695	53.8
Mid-Atlantic Seeds	MAS4021E3	Enlist E3	4.0	34.0	1.7	2.0	0	3256	57.0
Mid-Atlantic Seeds	MAS4077GT/STS	GT/STS	4.0	33.0	1.7	2.7	0	2752	58.4
Mid-Atlantic Seeds	MAS4320E3/STS	Enlist E3	4.3	34.3	2.3	2.0	0	3253	53.9
Mid-Atlantic Seeds	MAS4666GT	GT	4.6	43.3	4.7	2.0	0	3134	41.2
Mid-Atlantic Seeds	MAS4675E3/STS	Enlist E3	4.6	38.0	2.7	2.0	0	3042	52.0
MorSoy	MS4640XF	XtendFlex	4.6	39.7	2.0	2.0	0	3045	56.4
Perdue	P41ILO22	Conv	4.1	32.7	1.0	2.0	0	3567	51.5
Perdue	P41MO21	Conv	4.1	33.3	3.7	2.0	0	2930	37.9
Revere	4526XFS	XtendFlex/STS	4.5	38.3	2.0	2.0	0	3026	51.7
Revere	4606XFS	XtendFlex/STS	4.6	39.7	2.7	2.3	0	2836	58.0
Stine	46EB2	Enlist E3/STS	4.6	40.7	2.3	2.0	0	3096	52.7
Stine	46EB23	Enlist E3/STS	4.6	35.7	3.7	2.0	0	3676	49.9
USG	7429ET	Enlist E3	4.2	32.0	1.3	2.0	0	3408	58.6
USG	7431ET	Enlist E3	4.3	35.0	2.7	2.0	0	3169	53.3
USG	7451ET	Enlist E3	4.5	38.3	3.3	1.7	0	3230	57.5
USG	7461XFS	XtendFlex/STS	4.6	40.7	2.7	2.0	0	2867	61.4
USG	7461XTS	Xtend/STS	4.6	40.3	3.3	1.7	0	3307	63.2
USG	7463XF	XtendFlex/STS	4.6	36.3	2.0	1.7	0	3113	62.0
Virginia Tech	V17-0454	Conv	4.6	34.0	3.7	1.7	0	3205	42.7
Virginia Tech	V17-2379R	RR	4.5	39.0	4.7	2.0	0	3282	39.0
Virginia Tech	V18-3782R	RR	4.5	40.7	4.0	1.7	0	3419	46.5
Virtue SEEDS	V4502S	STS	4.5	35.3	1.3	2.0	0	3217	56.2
LSD P=.10				2.5	0.9	0.4	0.3	212	5.6
CV				4.9	27.1	16.0	496	4.9	7.7
Grand Mean				36.9	2.5	2.0	0.0	3161	53.7

Table 7b. Performance of double-crop early-maturity group 4 entries at Eastern Shore VA, 2022.

Brand	Variety	Herbicide Resistance	Rel. Mat.	Height (in)	Lodging (1-5)2	Seed			Yield (Bu/A)
						Quality (1-5)	PSS (%)	Seed Size (seed/lb)	
Asgrow	AG41XF2	XtendFlex	4.1	27.0	1.0	3.3	2	3015	29.6
Asgrow	AG43XF2	XtendFlex	4.3	27.0	1.0	3.7	0	3406	24.0
Asgrow	AG46XF2	XtendFlex/STS	4.6	31.7	1.3	3.0	1	3530	32.3
DONMARIO SEEDS	DM46E62	Enlist E3	4.6	28.0	1.7	3.7	2	3579	22.4
Dyna-Gro	S46ES91	Enlist E3/STS	4.6	31.0	1.3	2.7	0	2994	27.1
Dyna-Gro	S46XF31S	XtendFlex/STS	4.6	33.3	1.0	3.3	1	2963	32.3
Hubner	H42-31XF	XtendFlex	4.2	32.0	1.0	3.7	2	3168	32.1
JV	3.9JV	Enlist E3	3.9	26.0	1.0	4.7	3	2874	29.8
JV	4.6JV	Enlist E3	4.6	28.7	1.3	3.3	2	3232	32.8
Mid-Atlantic Seeds	MAS3884GT/LL	Enlist E3	3.8	30.7	1.0	4.7	3	3041	23.6
Mid-Atlantic Seeds	MAS4021E3	Enlist E3	4.0	29.7	1.3	3.7	5	3238	27.2
Mid-Atlantic Seeds	MAS4077GT/STS	GT/STS	4.0	31.3	1.3	2.7	1	3035	28.1
Mid-Atlantic Seeds	MAS4320E3/STS	Enlist E3	4.3	28.0	1.0	3.3	2	3373	30.7
Mid-Atlantic Seeds	MAS4666GT	GT	4.6	39.0	1.7	3.0	1	3089	28.2
Mid-Atlantic Seeds	MAS4675E3/STS	Enlist E3	4.6	34.0	1.0	3.3	1	3169	32.3
MorSoy	MS4640XF	XtendFlex	4.6	36.7	2.0	4.0	2	3160	30.2
Perdue	P41ILO22	Conv	4.1	26.3	1.0	3.0	2	3502	24.1
Perdue	P41MO21	Conv	4.1	29.0	1.3	3.0	3	3117	24.9
Revere	4526XFS	XtendFlex/STS	4.5	30.3	1.3	4.0	2	3142	29.5
Revere	4606XFS	XtendFlex/STS	4.6	32.3	2.0	3.7	4	2900	30.6
Stine	46EB2	Enlist E3/STS	4.6	33.0	2.0	3.3	1	3163	23.1
Stine	46EB23	Enlist E3/STS	4.6	31.0	1.3	3.0	0	3557	26.8
USG	7429ET	Enlist E3	4.2	26.3	1.0	3.0	3	3347	30.2
USG	7431ET	Enlist E3	4.3	30.3	1.0	3.0	3	3371	31.6
USG	7451ET	Enlist E3	4.5	30.0	1.0	3.0	2	3126	30.0
USG	7461XFS	XtendFlex/STS	4.6	31.0	1.7	3.0	1	2903	30.6
USG	7461XTS	Xtend/STS	4.6	33.3	1.7	3.0	2	3422	30.6
USG	7463XF	XtendFlex/STS	4.6	30.7	1.3	3.0	2	3105	37.2
Virginia Tech	V17-0454	Conv	4.6	32.7	2.3	3.7	1	3408	23.3
Virginia Tech	V17-2379R	RR	4.5	34.7	3.0	2.7	2	3364	22.3
Virginia Tech	V18-3782R	RR	4.5	30.7	1.0	3.0	1	3532	28.2
Virtue SEEDS	V4502S	STS	4.5	28.0	1.0	3.3	1	3442	28.0
LSD P= .10				2.9	0.5	0.6	1.9	203	4.9
CV				6.9	27.7	12.9	84	4.6	12.6
Grand Mean				30.7	1.4	3.4	1.7	3218	28.6

Table 7c. Performance of double-crop early-maturity group 4 entries at Suffolk VA, 2022.

Brand	Variety	Herbicide Resistance	Rel. Mat.	Mature Date	Height (in)	Lodging (1-5) ²	Seed			Yield (Bu/A)
							Quality (1-5)	PSS (%)	Seed Size (seed/lb)	
Asgrow	AG41XF2	XtendFlex	4.1	50.3	36.3	1.3	2.0	0	2424	70.0
Asgrow	AG43XF2	XtendFlex	4.3	47.7	36.0	1.3	2.0	0	2676	63.0
Asgrow	AG46XF2	XtendFlex/STS	4.6	52.7	39.7	2.7	2.0	0	2809	66.5
DONMARIO SEEDS	DM46E62	Enlist E3	4.6	52.7	36.7	2.0	3.0	0	3153	65.3
Dyna-Gro	S46ES91	Enlist E3/STS	4.6	51.7	42.7	2.0	2.0	0	2646	68.1
Dyna-Gro	S46XF31S	XtendFlex/STS	4.6	54.3	44.3	2.0	2.0	0	2497	69.0
Hubner	H42-31XF	XtendFlex	4.2	50.7	42.7	2.0	2.0	0	2533	67.0
JV	3.9JV	Enlist E3	3.9	49.7	35.3	1.3	2.0	0	2328	66.2
JV	4.6JV	Enlist E3	4.6	50.3	38.0	1.0	3.0	0	2785	67.4
Mid-Atlantic Seeds	MAS3884GT/LL	Enlist E3	3.8	52.0	37.3	2.7	2.0	0	2424	62.6
Mid-Atlantic Seeds	MAS4021E3	Enlist E3	4.0	52.0	36.0	2.3	2.0	0	2822	66.9
Mid-Atlantic Seeds	MAS4077GT/STS	GT/STS	4.0	48.3	37.0	1.7	2.0	0	2411	59.5
Mid-Atlantic Seeds	MAS4320E3/STS	Enlist E3	4.3	49.0	38.3	2.0	2.0	0	2850	60.5
Mid-Atlantic Seeds	MAS4666GT	GT	4.6	52.0	44.0	3.0	2.0	0	2591	57.8
Mid-Atlantic Seeds	MAS4675E3/STS	Enlist E3	4.6	49.7	40.3	1.7	2.0	0	2595	66.0
MorSoy	MS4640XF	XtendFlex	4.6	51.7	44.3	2.0	2.0	0	2490	66.8
Perdue	P41ILO22	Conv	4.1	48.3	31.3	1.0	2.3	0	2905	55.8
Perdue	P41MO21	Conv	4.1	48.3	35.7	2.3	2.0	0	2650	56.6
Revere	4526XFS	XtendFlex/STS	4.5	50.3	41.0	1.0	2.0	0	2504	64.4
Revere	4606XFS	XtendFlex/STS	4.6	53.0	42.7	2.3	2.0	0	2445	66.2
Stine	46EB2	Enlist E3/STS	4.6	51.0	42.0	2.0	2.0	0	2643	62.3
Stine	46EB23	Enlist E3/STS	4.6	50.3	38.0	1.7	2.0	0	3089	58.6
USG	7429ET	Enlist E3	4.2	48.3	34.0	1.0	2.0	0	2993	61.8
USG	7431ET	Enlist E3	4.3	51.0	35.7	1.3	3.0	0	2686	60.0
USG	7451ET	Enlist E3	4.5	51.0	38.7	2.0	2.0	0	2770	64.9
USG	7461XFS	XtendFlex/STS	4.6	54.7	45.0	2.3	2.3	0	2463	72.2
USG	7461XTS	Xtend/STS	4.6	51.0	42.0	2.0	2.0	0	2673	65.4
USG	7463XF	XtendFlex/STS	4.6	50.3	37.0	1.3	2.0	0	2472	67.1
Virginia Tech	V17-0454	Conv	4.6	58.0	35.3	3.0	2.0	0	2661	61.6
Virginia Tech	V17-2379R	RR	4.5	52.0	41.3	4.0	2.0	0	2719	57.2
Virginia Tech	V18-3782R	RR	4.5	51.0	42.7	2.7	2.0	0	3007	64.7
Virtue SEEDS	V4502S	STS	4.5	50.3	37.0	2.0	2.0	0	2874	69.4
LSD P=.10				2.4	2.9	0.7	0.2	0.3	98	6.3
CV				3.4	5.5	24.5	8.0	617	2.7	7.3
Grand Mean				51.1	38.8	2.0	2.2	0.0	2684	63.9

Table 7c. Performance of double-crop early-maturity group 4 entries at Warsaw VA, 2022.

Brand	Variety	Herbicide Resistance	Rel. Mat.	Mature Date	Height (in)	Lodging (1-5)2	Seed			Yield (Bu/A)
							Quality (1-5)	PSS (%)	Seed Size (seed/lb)	
Asgrow	AG41XF2	XtendFlex	4.1	64.0	15.3	1.0	2.0	1	2872	27.2
Asgrow	AG43XF2	XtendFlex	4.3	63.0	14.3	1.0	2.3	1	3048	22.4
Asgrow	AG46XF2	XtendFlex/STS	4.6	63.7	17.7	1.0	2.7	0	2976	27.3
Brand 1	Variety 1		4.0	58.7	16.7	1.0	2.0	0	2975	23.9
Brand 2	Variety 2		4.0	63.3	18.0	1.0	2.0	1	3200	30.6
DONMARIO SEEDS	DM46E62	Enlist E3	4.6	65.0	17.0	1.0	2.0	1	2984	29.9
Dyna-Gro	S46ES91	Enlist E3/STS	4.6	65.7	19.3	1.0	2.0	0	2844	33.7
Dyna-Gro	S46XF31S	XtendFlex/STS	4.6	63.3	19.7	1.0	2.0	0	2786	29.7
Hubner	H42-31XF	XtendFlex	4.2	63.3	17.7	1.0	2.0	0	2891	28.4
JV	3.9JV	Enlist E3	3.9	63.0	15.7	1.0	2.0	3	2797	26.5
JV	4.6JV	Enlist E3	4.6	65.0	17.0	1.0	3.0	3	2911	29.1
Mid-Atlantic Seeds	MAS3884GT/LL	Enlist E3	3.8	65.0	16.0	1.0	2.3	2	2753	26.2
Mid-Atlantic Seeds	MAS4021E3	Enlist E3	4.0	63.0	17.3	1.0	2.0	9	3027	24.3
Mid-Atlantic Seeds	MAS4077GT/STS	GT/STS	4.0	62.3	18.0	1.0	2.0	2	2901	26.8
Mid-Atlantic Seeds	MAS4320E3/STS	Enlist E3	4.3	62.3	16.0	1.0	2.0	0	3153	27.5
Mid-Atlantic Seeds	MAS4666GT	GT	4.6	64.3	19.3	1.0	2.0	0	3115	25.9
Mid-Atlantic Seeds	MAS4675E3/STS	Enlist E3	4.6	63.0	18.7	1.0	2.0	0	3033	29.8
MorSoy	MS4640XF	XtendFlex	4.6	64.3	20.0	1.0	2.0	1	2586	34.7
Perdue	P41ILO22	Conv	4.1	62.7	15.0	1.0	2.0	2	3175	29.3
Perdue	P41MO21	Conv	4.1	59.7	16.7	1.0	2.0	1	2955	26.0
Revere	4526XFS	XtendFlex/STS	4.5	63.0	18.0	1.0	2.0	1	3127	29.0
Revere	4606XFS	XtendFlex/STS	4.6	64.7	20.0	1.0	2.0	0	2786	30.4
Stine	46EB2	Enlist E3/STS	4.6	64.3	18.7	1.0	2.0	1	2962	29.9
Stine	46EB23	Enlist E3/STS	4.6	65.7	16.7	1.0	2.3	2	3043	30.9
USG	7429ET	Enlist E3	4.2	63.0	16.0	1.0	2.0	1	3375	23.5
USG	7431ET	Enlist E3	4.3	62.7	17.7	1.0	2.7	7	3028	29.2
USG	7451ET	Enlist E3	4.5	63.0	17.0	1.0	2.0	1	2962	25.8
USG	7461XFS	XtendFlex/STS	4.6	63.7	18.7	1.0	2.3	2	2664	31.9
USG	7461XTS	Xtend/STS	4.6	63.3	20.0	1.0	2.0	0	3182	28.5
USG	7463XF	XtendFlex/STS	4.6	63.7	17.3	1.0	2.7	1	2839	29.2
Virginia Tech	V17-0454	Conv	4.6	65.0	19.0	1.0	2.0	0	3147	32.8
Virginia Tech	V17-2379R	RR	4.5	65.7	20.3	1.0	2.0	3	3052	30.9
Virginia Tech	V18-3782R	RR	4.5	64.3	19.0	1.0	2.0	1	3282	29.1
Virtue SEEDS	V4502S	STS	4.5	63.0	17.0	1.0	2.0	0	3226	33.8
LSD P=.10				2.4	2.2	.	0.4	1.5	196	5.2
CV				2.7	9.3	0.0	12.5	79	4.8	13.2
Grand Mean				63.5	17.7	1.0	2.1	1.4	2990	28.7

Table 8a. Performance of double-crop late-maturity group 4 entries at Orange VA, 2022.

Brand	Variety	Herbicide Resistance	Rel. Mat.	Height (in)	Lodging (1-5)2	Seed			Yield (Bu/A)
						Quality (1-5)	PSS (%)	Seed Size (seed/lb)	
Asgrow	AG46XF2	XtendFlex/STS	4.6	28.0	2.4	2.0	0	3211	51.9
Asgrow	AG47XF3	XtendFlex/STS	4.7	42.7	1.4	2.0	0	3406	52.0
Asgrow	AG48XF2	XtendFlex	4.8	43.0	2.2	2.0	0	2996	53.3
Asgrow	AG48XF3	XtendFlex/STS	4.8	44.0	1.2	2.0	0	3007	55.8
Asgrow	AG49XF3	XtendFlex	4.9	43.7	1.3	2.0	0	3539	57.7
Dyna-Gro	S47XF23S	XtendFlex/STS	4.7	41.7	1.4	2.0	0	3091	56.7
Dyna-Gro	S48EN02	Enlist E3	4.8	41.0	2.2	2.0	0	3694	48.4
Dyna-Gro	S49XF43S	XtendFlex/STS	4.9	37.7	1.3	2.0	0	3414	63.0
Hubner	H48-31XF	XtendFlex	4.8	47.0	1.7	2.0	0	2832	57.6
JV	4.8JV	Enlist E3	4.8	40.7	2.4	2.0	0	3451	54.3
Mid-Atlantic Seeds	MAS4721E3/STS	Enlist E3	4.7	38.3	3.3	2.0	0	3176	52.0
MorSoy	MS4852XF	XtendFlex	4.8	43.0	1.3	2.0	0	3199	57.6
Perdue	P48MO21	Conv	4.8	42.3	4.7	2.0	0	3973	34.3
Pioneer	P47A25BX	XtendFlex/STS	4.7	43.7	2.5	2.0	0	3091	60.5
Public	S14-15138GT	GT/STS	4.8	36.7	2.1	2.0	0	3059	46.6
Revere	4727XFS	XtendFlex/STS	4.7	38.3	1.3	2.0	0	3179	61.5
Revere	4795XS	Xtend/STS	4.7	41.3	1.5	2.0	0	3178	59.1
Revere	4806XS	Xtend/STS	4.8	42.3	1.3	2.0	0	2924	60.5
Revere	4826XF	XtendFlex	4.8	39.7	1.7	2.0	0	2911	57.4
Stine	48EB02	Enlist E3	4.8	39.3	3.2	2.0	0	3610	49.1
USG	7472ETS	Enlist E3/STS	4.7	36.3	1.2	2.0	0	3738	50.2
USG	7472XFS	XtendFlex/STS	4.7	39.7	2.8	2.0	0	2805	57.3
USG	7480XT	Xtend	4.8	38.0	2.5	2.0	0	2730	58.0
USG	7483XFS	XtendFlex/STS	4.8	38.7	1.5	2.0	0	3149	61.1
Virginia Tech	V16-0293	Conv	4.8	41.3	2.7	2.0	0	2770	47.8
Virginia Tech	V17-0460	Conv	4.8	38.0	3.3	2.0	0	3696	41.9
Virginia Tech	V17-2478R	RR	4.9	43.7	2.0	2.0	0	3548	40.5
LSD P=.10				6.0	0.6	.	0.2	187	6.5
CV				10.9	20.9	0.0	654	4.2	8.9
Grand Mean				40.3	2.1	2.0	0.0	3267	53.6

Table 8b. Performance of double-crop late-maturity group 4 entries at Eastern Shore VA, 2022.

Brand	Variety	Herbicide Resistance	Rel. Mat.	Height (in)	Lodging (1-5)2	Seed			Yield (Bu/A)
						Quality (1-5)	PSS (%)	Seed Size (seed/lb)	
Asgrow	AG46XF2	XtendFlex/STS	4.6	27.7	1.0	3.0	0	3350	33.1
Asgrow	AG47XF3	XtendFlex/STS	4.7	30.7	1.0	3.0	2	3051	30.7
Asgrow	AG48XF2	XtendFlex	4.8	29.0	1.0	3.0	1	2962	31.7
Asgrow	AG48XF3	XtendFlex/STS	4.8	26.0	1.0	3.7	2	2905	30.2
Asgrow	AG49XF3	XtendFlex	4.9	30.0	1.0	3.3	1	3252	32.9
Dyna-Gro	S47XF23S	XtendFlex/STS	4.7	28.0	1.0	3.7	1	3481	30.8
Dyna-Gro	S48EN02	Enlist E3	4.8	27.0	1.0	3.0	2	3602	28.7
Dyna-Gro	S49XF43S	XtendFlex/STS	4.9	25.0	1.0	3.0	4	3417	31.4
Hubner	H48-31XF	XtendFlex	4.8	33.7	1.0	3.0	1	2856	34.2
JV	4.8JV	Enlist E3	4.8	24.7	1.0	3.7	0	3645	30.8
Mid-Atlantic Seeds	MAS4721E3/STS	Enlist E3	4.7	28.3	1.0	3.3	2	3623	29.7
MorSoy	MS4852XF	XtendFlex	4.8	31.0	1.0	3.0	3	3340	30.9
Perdue	P48MO21	Conv	4.8	31.3	2.0	3.0	1	3753	27.3
Pioneer	P47A25BX	XtendFlex/STS	4.7	29.7	1.0	3.7	1	3118	33.4
Public	S14-15138GT	GT/STS	4.8	28.3	1.0	4.0	0	3435	26.6
Revere	4727XFS	XtendFlex/STS	4.7	27.0	1.0	3.7	3	3348	34.6
Revere	4795XS	Xtend/STS	4.7	27.0	1.0	3.3	2	3307	35.3
Revere	4806XS	Xtend/STS	4.8	27.0	1.0	3.7	1	3126	30.3
Revere	4826XF	XtendFlex	4.8	28.7	1.0	3.7	0	3200	37.1
Stine	48EB02	Enlist E3	4.8	27.0	1.0	3.3	1	3701	28.2
USG	7472ETS	Enlist E3/STS	4.7	23.3	1.0	3.0	1	3532	25.9
USG	7472XFS	XtendFlex/STS	4.7	29.0	1.0	3.3	1	2978	33.2
USG	7480XT	Xtend	4.8	27.3	1.0	3.3	3	2981	33.6
USG	7483XFS	XtendFlex/STS	4.8	25.3	1.0	3.0	3	3239	34.2
Virginia Tech	V16-0293	Conv	4.8	29.7	1.3	3.3	0	3156	24.5
Virginia Tech	V17-0460	Conv	4.8	29.0	1.0	3.0	0	3589	28.5
Virginia Tech	V17-2478R	RR	4.9	28.7	1.3	3.0	1	3298	24.9
LSD P=.10				3.3	0.2	0.6	1.6	177	5.0
CV				8.5	14.7	12.2	89	3.9	12.0
Grand Mean				28.1	1.1	3.3	1.4	3312	30.8

Table 8c. Performance of double-crop late-maturity group 4 entries at Suffolk VA, 2022.

Brand	Variety	Herbicide Resistance	Rel. Mat.	Mature Date	Height (in)	Lodging (1-5) ²	Seed			Yield (Bu/A)
							Quality (1-5)	PSS (%)	Seed Size (seed/lb)	
Asgrow	AG46XF2	XtendFlex/STS	4.6	56.0	39.0	2.3	2.0	0	2804	63.9
Asgrow	AG47XF3	XtendFlex/STS	4.7	53.7	40.0	1.7	2.0	0	2651	59.9
Asgrow	AG48XF2	XtendFlex	4.8	53.7	36.7	2.0	2.0	0	2459	61.4
Asgrow	AG48XF3	XtendFlex/STS	4.8	58.3	36.7	1.3	2.0	0	2459	66.5
Asgrow	AG49XF3	XtendFlex	4.9	59.3	39.7	2.0	2.0	0	2721	74.1
Dyna-Gro	S47XF23S	XtendFlex/STS	4.7	53.7	36.7	2.0	2.0	0	2656	75.3
Dyna-Gro	S48EN02	Enlist E3	4.8	60.7	38.0	2.7	3.0	0	2961	64.8
Dyna-Gro	S49XF43S	XtendFlex/STS	4.9	58.3	31.0	1.7	2.0	0	2874	66.1
Hubner	H48-31XF	XtendFlex	4.8	60.3	41.3	2.3	2.0	0	2441	64.6
JV	4.8JV	Enlist E3	4.8	56.7	35.0	2.0	3.0	0	3048	67.4
Mid-Atlantic Seeds	MAS4721E3/STS	Enlist E3	4.7	56.0	37.3	3.0	2.3	0	2810	67.1
MorSoy	MS4852XF	XtendFlex	4.8	54.7	39.3	1.7	2.0	0	2791	62.9
Perdue	P48MO21	Conv	4.8	52.0	35.0	4.0	2.0	0	3288	63.2
Pioneer	P47A25BX	XtendFlex/STS	4.7	56.3	40.7	2.7	2.0	0	2585	73.5
Public	S14-15138GT	GT/STS	4.8	56.3	32.0	2.0	2.0	0	2660	60.6
Revere	4727XFS	XtendFlex/STS	4.7	56.3	33.7	2.0	2.0	0	2758	68.1
Revere	4795XS	Xtend/STS	4.7	55.3	35.0	2.0	2.0	0	2635	68.3
Revere	4806XS	Xtend/STS	4.8	55.3	35.7	1.7	2.0	0	2542	64.8
Revere	4826XF	XtendFlex	4.8	58.0	34.0	2.3	2.0	0	2571	60.9
Stine	48EB02	Enlist E3	4.8	53.3	34.3	2.0	2.0	0	2975	57.3
USG	7472ETS	Enlist E3/STS	4.7	49.0	32.3	1.0	2.0	0	3096	65.4
USG	7472XFS	XtendFlex/STS	4.7	50.7	39.0	2.7	2.0	0	2490	61.9
USG	7480XT	Xtend	4.8	55.3	36.0	2.3	2.0	0	2348	63.6
USG	7483XFS	XtendFlex/STS	4.8	53.7	33.7	1.3	2.0	0	2815	64.4
Virginia Tech	V16-0293	Conv	4.8	59.7	41.3	3.0	2.0	0	2541	61.0
Virginia Tech	V17-0460	Conv	4.8	60.3	34.3	2.7	2.0	0	2914	60.7
Virginia Tech	V17-2478R	RR	4.9	58.0	41.0	2.3	2.0	0	2886	60.7
LSD P=.10				3.9	2.5	0.8	0.2	0.2	92	6.7
CV				5.1	4.9	25.9	7.3	636	2.5	7.5
Grand Mean				56.0	36.6	2.2	2.1	0.0	2747	64.6

Table 8d. Performance of double-crop late-maturity group 4 entries at Warsaw VA, 2022.

Brand	Variety	Herbicide Resistance	Rel. Mat.	Mature Date	Height (in)	Lodging (1-5) ²	Seed			Yield (Bu/A)
							Quality (1-5)	PSS (%)	Seed Size (seed/lb)	
Asgrow	AG46XF2	XtendFlex/STS	4.6	64.7	21.7	1.0	2.0	0	3014	26.9
Asgrow	AG47XF3	XtendFlex/STS	4.7	64.3	21.3	1.0	2.0	1	2714	26.7
Asgrow	AG48XF2	XtendFlex	4.8	63.3	18.3	1.0	2.0	0	2724	16.6
Asgrow	AG48XF3	XtendFlex/STS	4.8	66.0	20.3	1.0	2.3	0	2704	21.0
Asgrow	AG49XF3	XtendFlex	4.9	65.3	21.0	1.0	2.0	0	2936	21.9
Dyna-Gro	S47XF23S	XtendFlex/STS	4.7	63.3	20.0	1.0	2.0	1	2948	29.5
Dyna-Gro	S48EN02	Enlist E3	4.8	67.7	18.0	1.0	2.0	2	3169	22.7
Dyna-Gro	S49XF43S	XtendFlex/STS	4.9	67.3	17.3	1.0	2.0	2	3021	21.1
Hubner	H48-31XF	XtendFlex	4.8	68.3	20.3	1.0	2.0	0	2707	22.4
JV	4.8JV	Enlist E3	4.8	64.3	18.0	1.0	2.0	1	3117	24.5
Mid-Atlantic Seeds	MAS4721E3/STS	Enlist E3	4.7	63.0	18.3	1.0	2.0	3	2988	24.5
MorSoy	MS4852XF	XtendFlex	4.8	64.7	20.7	1.0	2.0	0	2911	25.5
Perdue	P48MO21	Conv	4.8	66.3	21.0	1.0	2.7	3	3281	25.0
Pioneer	P47A25BX	XtendFlex/STS	4.7	63.0	22.0	1.0	2.0	1	2697	29.5
Public	S14-15138GT	GT/STS	4.8	63.3	19.3	1.0	2.3	1	2798	25.9
Revere	4727XFS	XtendFlex/STS	4.7	63.3	19.3	1.0	2.3	2	2904	22.4
Revere	4795XS	Xtend/STS	4.7	63.3	18.7	1.0	2.0	2	2982	21.4
Revere	4806XS	Xtend/STS	4.8	63.0	20.3	1.0	2.3	1	2809	21.6
Revere	4826XF	XtendFlex	4.8	63.3	17.3	1.0	3.0	2	2850	20.0
Stine	48EB02	Enlist E3	4.8	63.0	17.7	1.0	2.0	1	2874	17.3
USG	7472ETS	Enlist E3/STS	4.7	64.3	19.3	1.0	2.0	1	3282	25.4
USG	7472XFS	XtendFlex/STS	4.7	63.0	20.0	1.0	2.0	2	2565	27.4
USG	7480XT	Xtend	4.8	67.0	19.0	1.0	2.3	0	2587	25.0
USG	7483XFS	XtendFlex/STS	4.8	64.0	19.0	1.0	2.0	0	2880	18.8
Virginia Tech	V16-0293	Conv	4.8	66.0	21.3	1.0	2.0	2	2741	25.4
Virginia Tech	V17-0460	Conv	4.8	67.3	19.0	1.0	2.0	1	3048	24.0
Virginia Tech	V17-2478R	RR	4.9	66.3	20.7	1.0	2.0	1	3001	22.8
LSD P=.10				2.0	1.7	.	0.4	1.3	98	4.0
CV				2.2	6.3	0.0	12.8	90	2.5	12.5
Grand Mean				64.8	19.6	1.0	2.1	1.1	2911	23.4

Table 9a. Performance of double-crop late-maturity group 5 entries at Orange VA, 2022.

Brand	Variety	Herbicide Resistance	Rel. Mat.	Height (in)	Lodging (1-5) ²	Seed			Yield (Bu/A)
						Quality (1-5)	PSS (%)	Seed Size (seed/lb)	
Asgrow	AG53XF2	XtendFlex	5.3	40.0	2.0	2.0	0	3331	57.7
Asgrow	AG54XF0	XtendFlex/STS	5.4	37.3	1.7	2.0	0	3348	56.1
Dyna-Gro	S51EN62	Enlist E3	5.1	36.0	1.7	2.0	0	3813	51.9
Dyna-Gro	S52XT91	Xtend	5.2	36.0	2.0	2.0	0	3604	59.2
Dyna-Gro	SX22751XF	XtendFlex/STS	5.1	33.0	4.0	2.0	0	4213	46.1
Hubner	H51-22XF	XtendFlex	5.1	43.7	2.0	2.0	0	3526	56.6
Hubner	H54-10XF	XtendFlex	5.4	42.7	2.3	2.0	0	3342	57.6
JV	5.1JV	Enlist E3	5.1	30.3	1.7	2.0	0	3277	50.2
MorSoy	MS5110E	Enlist E3	5.1	35.7	2.7	2.3	0	3584	46.4
MorSoy	MS5461E	Enlist E3	5.4	44.7	4.3	2.0	0	4012	40.7
Pioneer	P54A36SX	XtendFlex/STS	5.4	38.3	4.3	2.0	0	3732	46.5
Revere	5029XF	XtendFlex	5.0	42.0	2.3	2.0	0	2997	55.3
Revere	5386X	Xtend	5.3	40.3	2.0	2.0	0	3232	62.0
Southern Harvest	SH5321E3	Enlist E3/STS	5.3	45.0	3.3	2.0	0	3632	48.3
Stine	50EE12	Enlist E3	5.0	35.7	2.3	2.0	0	3503	51.1
Stine	54EE02	Enlist E3	5.4	32.3	5.0	2.0	0	3744	29.7
USG	7503XF	XtendFlex	5.0	39.3	4.3	2.0	0	3164	50.5
USG	7542ET	Enlist E3	5.4	44.0	4.0	2.0	0	4067	44.3
USG	7543XF	XtendFlex	5.4	43.3	2.7	2.0	0	3625	57.7
Virginia Tech	V16-0157	Conv	5.4	35.7	4.0	2.0	0	3655	43.7
Virginia Tech	V17-2361R	RR	5.3	44.0	3.0	2.0	0	3378	41.9
Virginia Tech	V17-2933R	RR	5.0	41.3	3.0	2.0	0	4205	41.2
LSD P=.10				3.5	1.0	0.2	0.2	200	7.2
CV				6.6	22.8	8.0	606	4.0	10.6
Grand Mean				38.7	3.0	2.0	0.0	3617	49.2

Table 9b. Performance of double-crop late-maturity group 5 entries at Eastern Shore VA, 2022.

Brand	Variety	Herbicide Resistance	Rel. Mat.	Height (in)	Lodging (1-5) ²	Seed			Yield (Bu/A) ²
						Quality (1-5)	PSS (%)	Seed Size (seed/lb)	
JV	5.1JV	Enlist E3	5.1	24.3	1.0	4.0	3	2805	23.2
Southern Harvest	SH5321E3	Enlist E3/STS	5.3	33.0	1.0	4.0	1	3617	23.3
USG	7542ET	Enlist E3	5.4	28.7	1.0	3.3	5	2879	23.7
Dyna-Gro	S51EN62	Enlist E3	5.1	26.0	1.0	4.0	2	3323	24.3
Dyna-Gro	SX22751XF	XtendFlex/STS	5.1	26.3	1.0	4.0	5	3485	24.3
Asgrow	AG53XF2	XtendFlex	5.3	27.7	1.0	3.7	1	2999	24.9
MorSoy	MS5461E	Enlist E3	5.4	30.0	1.0	3.7	4	2925	25.0
Hubner	H51-22XF	XtendFlex	5.1	29.7	1.0	3.3	1	3234	25.4
Virginia Tech	V17-2933R	RR	5.0	33.3	1.0	3.3	0	3365	25.4
Stine	54EE02	Enlist E3	5.4	31.3	1.0	3.7	1	3270	25.5
Virginia Tech	V17-2361R	RR	5.3	30.7	1.0	3.0	1	2933	26.2
Asgrow	AG54XF0	XtendFlex/STS	5.4	26.3	1.0	3.7	1	2836	26.3
Revere	5386X	Xtend	5.3	27.7	1.0	3.7	2	2785	26.9
Hubner	H54-10XF	XtendFlex	5.4	29.3	1.0	3.3	2	2942	27.2
Pioneer	P54A36SX	XtendFlex/STS	5.4	29.3	1.0	2.7	1	2685	27.7
Dyna-Gro	S52XT91	Xtend	5.2	25.3	1.0	3.0	1	2925	27.8
Virginia Tech	V16-0157	Conv	5.4	32.0	1.0	3.0	1	2875	27.8
Revere	5029XF	XtendFlex	5.0	28.0	1.0	3.7	3	2838	28.1
MorSoy	MS5110E	Enlist E3	5.1	24.3	1.0	3.3	3	2982	28.9
USG	7503XF	XtendFlex	5.0	29.3	1.0	3.7	4	2982	30.8
Stine	50EE12	Enlist E3	5.0	25.7	1.0	3.3	2	2961	30.9
USG	7543XF	XtendFlex	5.4	31.3	1.0	2.0	0	2869	31.7
LSD P=.10				3.6	0.2	0.6	2.1	190	4.94
CV				9.2	11.6	12.8	79	4.6	13.5
Grand Mean				28.8	1.0	3.4	1.9	3043	26.7

Table 9c. Performance of double-crop early-maturity group 5 entries at Suffolk VA, 2022.

Brand	Variety	Herbicide Resistance	Rel. Mat.	Mature Date	Height (in)	Lodging (1-5)2	Seed		Seed Size (seed/lb)	Yield (Bu/A)
							Quality (1-5)	PSS (%)		
Asgrow	AG53XF2	XtendFlex	5.3	56.7	41.3	1.7	2.0	0	2687	61.7
Asgrow	AG54XF0	XtendFlex/STS	5.4	58.0	41.0	1.7	2.0	0	2472	66.0
Dyna-Gro	S51EN62	Enlist E3	5.1	56.0	35.7	1.0	3.0	0	2938	58.5
Dyna-Gro	S52XT91	Xtend	5.2	57.7	38.0	1.3	2.0	0	2787	62.5
Dyna-Gro	SX22751XF	XtendFlex/STS	5.1	56.0	38.0	2.3	2.0	0	3252	59.5
Hubner	H51-22XF	XtendFlex	5.1	56.0	43.7	2.0	2.0	0	2719	59.1
Hubner	H54-10XF	XtendFlex	5.4	58.0	44.0	1.7	2.0	0	2708	60.9
JV	5.1JV	Enlist E3	5.1	58.0	32.0	1.3	2.0	0	2590	58.6
MorSoy	MS5110E	Enlist E3	5.1	59.0	40.3	2.7	3.0	0	2747	63.8
MorSoy	MS5461E	Enlist E3	5.4	61.7	46.7	2.0	2.0	0	3008	51.4
Pioneer	P54A36SX	XtendFlex/STS	5.4	63.0	37.7	2.7	2.0	0	2703	59.1
Revere	5029XF	XtendFlex	5.0	59.0	43.7	2.0	2.0	0	2342	61.5
Revere	5386X	Xtend	5.3	59.3	44.3	2.3	2.0	0	2584	66.9
Southern Harvest	SH5321E3	Enlist E3/STS	5.3	58.0	48.3	2.7	2.0	0	2822	61.3
Stine	50EE12	Enlist E3	5.0	57.7	35.0	1.7	2.0	0	2735	57.0
Stine	54EE02	Enlist E3	5.4	61.7	38.0	4.3	3.0	0	2764	55.3
USG	7503XF	XtendFlex	5.0	61.0	44.3	3.3	2.0	0	2330	62.6
USG	7542ET	Enlist E3	5.4	64.3	46.7	2.7	2.0	0	3090	55.0
USG	7543XF	XtendFlex	5.4	65.0	42.3	2.3	2.0	0	2753	65.5
Virginia Tech	V16-0157	Conv	5.4	59.7	40.0	2.0	2.0	0	2780	60.1
Virginia Tech	V17-2361R	RR	5.3	58.3	44.7	2.3	2.0	0	2576	57.0
Virginia Tech	V17-2933R	RR	5.0	58.3	46.3	2.7	2.0	0	3098	56.4
LSD P=.10				2.1	2.7	0.7	.	.	99	6.0
CV				2.6	4.7	21.2	0.0	0	2.6	7.3
Grand Mean				59.2	40.9	2.3	2.1	0.0	2760	60.2

Table 9d. Performance of double-crop early-maturity group 5 entries at Warsaw VA, 2022.

Brand	Variety	Herbicide Resistance	Rel. Mat.	Mature Date	Height (in)	Lodging (1-5)2	Seed			Yield (Bu/A)
							Quality (1-5)	PSS (%)	Seed Size (seed/lb)	
Asgrow	AG53XF2	XtendFlex	5.3	65.0	18.0	1.2	2.0	0	2785	28.7
Asgrow	AG54XF0	XtendFlex/STS	5.4	65.7	19.0	1.0	2.0	1	2585	40.8
Dyna-Gro	S51EN62	Enlist E3	5.1	63.3	18.3	1.0	2.0	0	3076	37.8
Dyna-Gro	S52XT91	Xtend	5.2	66.3	17.3	1.0	2.0	1	2826	36.0
Dyna-Gro	SX22751XF	XtendFlex/STS	5.1	65.0	16.7	1.6	2.0	0	3168	32.5
Hubner	H51-22XF	XtendFlex	5.1	62.0	19.3	1.0	2.0	0	2968	33.2
Hubner	H54-10XF	XtendFlex	5.4	64.3	20.0	1.0	2.0	1	2797	40.1
JV	5.1JV	Enlist E3	5.1	63.3	13.7	1.2	2.0	2	2826	23.1
MorSoy	MS5110E	Enlist E3	5.1	63.7	19.0	1.0	2.0	4	3007	39.5
MorSoy	MS5461E	Enlist E3	5.4	72.7	28.0	1.3	2.0	1	3047	41.3
Pioneer	P54A36SX	XtendFlex/STS	5.4	72.3	23.7	1.2	2.0	0	3027	44.6
Revere	5029XF	XtendFlex	5.0	64.7	21.3	1.0	2.0	1	2625	38.6
Revere	5386X	Xtend	5.3	65.3	19.7	1.0	2.0	0	2719	28.9
Southern Harvest	SH5321E3	Enlist E3/STS	5.3	64.7	25.0	1.5	2.0	0	2929	43.5
Stine	50EE12	Enlist E3	5.0	64.3	16.7	1.0	2.0	0	2820	31.4
Stine	54EE02	Enlist E3	5.4	67.3	21.7	1.7	3.0	0	3190	37.6
USG	7503XF	XtendFlex	5.0	63.3	17.0	1.2	2.0	0	2780	32.3
USG	7542ET	Enlist E3	5.4	74.0	24.0	1.2	2.3	0	3170	34.2
USG	7543XF	XtendFlex	5.4	72.7	23.3	1.2	2.0	0	3110	42.5
Virginia Tech	V16-0157	Conv	5.4	67.7	23.0	1.3	2.0	0	3183	44.8
Virginia Tech	V17-2361R	RR	5.3	65.7	23.2	1.0	2.0	1	2666	33.1
Virginia Tech	V17-2933R	RR	5.0	66.3	24.0	1.5	2.0	0	3259	33.4
LSD P=.10				2.3	2.4	0.3	0.2	1.4	68	5.7
CV				2.6	8.6	16.3	5.8	195	1.7	11.3
Grand Mean				66.4	20.5	1.2	2.1	0.5	2962	36.9

Table 10a. Performance of double-crop late-maturity group 5 entries at Orange VA, 2022.

Brand	Variety	Herbicide Resistance	Rel. Mat.	Height (in)	Lodging (1-5)2	Seed			Yield (Bu/A)
						Quality (1-5)	PSS (%)	Seed Size (seed/lb)	
Asgrow	AG54XF0	XtendFlex/STS	5.4	44.7	2.0	2.0	0	3323	59.3
Asgrow	AG56XF2	XtendFlex	5.6	43.3	3.0	2.0	0	3776	46.5
Asgrow	AG57XF1	XtendFlex/STS	5.7	51.0	2.7	2.0	0	3476	38.9
Dyna-Gro	S56XT99	Xtend	5.6	44.0	3.3	2.0	0	3635	42.9
MorSoy	MS5640XF	XtendFlex	5.6	41.0	2.3	2.3	0	3984	46.9
Perdue	P6GO21	Conv	6.0	32.0	4.3	2.0	0	4931	22.7
Revere	5797X	Xtend	5.7	44.0	3.7	2.3	0	3918	37.3
Southern Harvest	SH5523E3	Enlist E3	5.5	45.3	4.0	2.0	0	4172	40.7
Southern Harvest	SH5822E3	Enlist E3/STS	5.8	40.7	4.0	2.0	0	5109	36.0
Southern Harvest	SH6323E3	Enlist E3	6.3	43.7	4.7	3.0	0	5259	10.2
Southern Harvest	SH6823E3	Enlist E3/STS	6.8	51.3	5.0	2.3	0	4353	20.3
USG	7562XF	XtendFlex	5.6	39.7	3.7	2.0	0	3950	40.5
Virginia Tech	V15-2261ST	STS	5.5	43.7	4.3	3.0	0	4042	30.1
Virginia Tech	V18-0400	Conv	5.8	42.3	4.7	2.0	0	4230	38.4
LSD P=.10				4.5	0.8	0.4	.	227	5.7
CV				7.6	15.4	13.8	0	3.9	11.5
Grand Mean				43.1	3.7	2.2	0.0	4160	35.5

Table 10b. Performance of double-crop late-maturity group 5 entries at Eastern Shore VA, 2022.

Brand	Variety	Herbicide Resistance	Rel. Mat.	Height (in)	Lodging (1-5) ²	Seed			Yield (Bu/A)
						Quality (1-5)	PSS (%)	Seed Size (seed/lb)	
Asgrow	AG54XF0	XtendFlex/STS	5.4	28.0	1.0	3.3	1	2829	28.9
Asgrow	AG56XF2	XtendFlex	5.6	33.7	1.0	3.3	1	3223	24.9
Asgrow	AG57XF1	XtendFlex/STS	5.7	34.3	1.0	3.0	0	2520	30.9
Dyna-Gro	S56XT99	Xtend	5.6	33.7	1.0	3.3	1	3171	27.3
MorSoy	MS5640XF	XtendFlex	5.6	31.7	1.0	3.0	0	3125	25.3
Perdue	P60GO21	Conv	6.0	38.3	2.3	3.0	0	3433	23.0
Revere	5797X	Xtend	5.7	31.3	1.0	3.0	0	2848	27.3
Southern Harvest	SH5523E3	Enlist E3	5.5	34.0	1.0	4.3	3	3368	18.7
Southern Harvest	SH5822E3	Enlist E3/STS	5.8	30.3	1.0	4.0	3	3279	22.4
Southern Harvest	SH6323E3	Enlist E3	6.3	42.3	1.3	3.7	0	3395	25.8
Southern Harvest	SH6823E3	Enlist E3/STS	6.8	42.0	3.7	3.0	0	2855	23.7
USG	7562XF	XtendFlex	5.6	30.7	1.0	3.0	1	2983	29.3
Virginia Tech	V15-2261ST	STS	5.5	32.3	1.0	3.0	0	3293	20.9
Virginia Tech	V18-0400	Conv	5.8	32.7	1.0	3.7	0	3382	24.9
LSD P=.10				2.0	0.4	0.5	1.3	258	3.2
CV				4.2	19.8	11.2	154	6.0	8.9
Grand Mean				33.8	1.3	3.3	0.6	3109	25.4

Table 10a. Performance of double-crop late-maturity group 5 entries at Suffolk VA, 2022.

Brand	Variety	Herbicide Resistance	Rel. Mat.	Mature Date	Height (in)	Lodging (1-5)	Seed			Yield (Bu/A)
							Quality (1-5)	PSS (%)	Seed Size (seed/lb)	
Asgrow	AG54XF0	XtendFlex/STS	5.4	59.0	41.0	2.3	2.0	0	2640	62.8
Asgrow	AG56XF2	XtendFlex	5.6	61.7	42.3	2.0	2.0	0	2407	61.8
Asgrow	AG57XF1	XtendFlex/STS	5.7	66.0	47.0	2.3	2.0	0	3147	57.7
Dyna-Gro	S56XT99	Xtend	5.6	63.0	43.0	2.3	2.0	0	2677	60.4
MorSoy	MS5640XF	XtendFlex	5.6	61.7	42.7	2.7	2.0	0	3290	58.4
Perdue	P60GO21	Conv	6.0	61.0	41.3	4.3	2.0	0	2411	50.6
Revere	5797X	Xtend	5.7	63.0	40.0	3.0	2.0	0	2785	61.0
Southern Harvest	SH5523E3	Enlist E3	5.5	65.0	50.0	2.3	2.0	0	2994	50.6
Southern Harvest	SH5822E3	Enlist E3/STS	5.8	62.7	43.7	3.7	2.0	0	3338	53.4
Southern Harvest	SH6323E3	Enlist E3	6.3	66.7	46.3	4.0	2.0	0	3397	55.2
Southern Harvest	SH6823E3	Enlist E3/STS	6.8	68.0	52.7	5.0	2.0	0	2838	49.7
USG	7562XF	XtendFlex	5.6	64.0	38.7	2.0	2.0	0	2809	58.0
Virginia Tech	V15-2261ST	STS	5.5	61.0	36.7	2.0	2.0	0	2820	55.6
Virginia Tech	V18-0400	Conv	5.8	61.0	35.7	3.3	2.0	0	2930	66.6
LSD P=.10				1.7	2.9	0.7	.	.	71	5.3
CV				1.9	5.0	16.8	0.0	0	1.8	6.6
Grand Mean				63.4	42.7	3.1	2.0	0.0	2877	57.2

Table 10a. Performance of double-crop late-maturity group 5 entries at Warsaw VA, 2022.

Brand	Variety	Herbicide Resistance	Rel. Mat.	Mature Date	Height (in)	Lodging (1-5)	Seed			Yield (Bu/A)
							Quality (1-5)	PSS (%)	Seed Size (seed/lb)	
Asgrow	AG54XF0	XtendFlex/STS	5.4	65.3	18.0	1.0	2.0	1	2693	39.5
Asgrow	AG56XF2	XtendFlex	5.6	68.0	24.0	1.3	2.3	0	3092	45.4
Asgrow	AG57XF1	XtendFlex/STS	5.7	75.0	26.3	1.3	2.0	0	2687	45.2
Dyna-Gro	S56XT99	Xtend	5.6	71.0	23.3	1.2	2.0	1	2899	41.8
MorSoy	MS5640XF	XtendFlex	5.6	70.0	23.3	1.2	2.0	0	3062	42.5
Perdue	P60GO21	Conv	6.0	67.7	21.7	1.3	2.0	0	3848	34.0
Revere	5797X	Xtend	5.7	67.7	21.0	1.3	2.7	0	3082	41.1
Southern Harvest	SH5523E3	Enlist E3	5.5	71.3	26.3	1.3	2.0	0	3021	37.8
Southern Harvest	SH5822E3	Enlist E3/STS	5.8	72.7	23.7	1.5	2.3	0	3466	47.4
Southern Harvest	SH6323E3	Enlist E3	6.3	75.3	26.0	1.2	2.1	0	3615	36.4
Southern Harvest	SH6823E3	Enlist E3/STS	6.8	69.0	27.0	2.4	2.0	0	2868	42.9
USG	7562XF	XtendFlex	5.6	73.3	19.3	1.0	2.0	0	3117	38.0
Virginia Tech	V15-2261ST	STS	5.5	67.0	20.7	1.2	2.0	0	3030	43.0
Virginia Tech	V18-0400	Conv	5.8	67.0	19.0	1.8	2.0	0	3103	41.3
LSD P=.10				1.4	2.9	0.4	0.4	0.6	106	5.5
CV				1.5	9.2	19.2	11.9	220	2.5	9.4
Grand Mean				70.4	22.7	1.3	2.1	0.2	3097	41.4